

ภาคผนวกที่ 4

เอกสารการสอบเทียบความถูกต้องของ เครื่องมือตรวจวัดคุณภาพสิ่งแวดล้อม

- 1) คุณภาพอากาศในบรรยากาศ
- 2) ผลการตรวจวัดคุณภาพอากาศจากปล่อง
- 3) ผลการตรวจวัดคุณภาพอากาศในสถานประกอบการ
- 4) ผลการตรวจวัดระดับเสียงในสถานประกอบการ
- 5) ผลการตรวจวัดระดับความร้อนในสถานประกอบการ
- 6) ผลการตรวจวิเคราะห์คุณภาพน้ำ

**ตารางสรุปรายการเอกสารการสอบเทียบความถูกต้องของเครื่องมือเก็บตัวอย่าง
และเครื่องมือตรวจวิเคราะห์คุณภาพสิ่งแวดล้อม**

รายการตรวจวัด	เครื่องมือเก็บตัวอย่าง	เครื่องมือตรวจวิเคราะห์
1. คุณภาพอากาศในบรรยากาศ		
Total Suspended Particulate	High Volume Air Sampler No. B21, B35, B37	Digital Balance
Sulfur Dioxide	SO ₂ Analyzer No. B04, B06, B07	SO ₂ Analyzer No. B04, B06, B07
Nitrogen Dioxide	NO/NO _x /NO ₂ Analyzer No. B01, B11, B12	NO/NO _x /NO ₂ Analyzer No. B01, B11, B12
2. คุณภาพอากาศจากปล่อง		
Hydrogen	Console No. B03 Pitot Tube No. B35	Digital Balance
Total Suspended Particulate	Console No. B03 Pitot Tube No. B35	Digital Balance
Sulfur Dioxide	Personal Pump SKC No. B23 Rotameter No. H-B08	-
Oxides of Nitrogen	Vacuum Gauge	Spectrophotometer
Sulfuric Acid	Console No. B03 Pitot Tube No. B35	-
3. คุณภาพอากาศในสถานประกอบการ		
Total Dust	Personal Pump SKC No. B35, B37, B69, B78, B84, B85 Rotameter No. H-B08, H-B10	Digital Balance
Sulfuric Acid	Personal Pump SKC No. B65, B78 Rotameter No. L-B08, L-B10	Ion Chromatography
4. ระดับเสียงในสถานประกอบการ		
L _{eq} 8 hr	Acoustic Calibrator Sound Level Meter No. ACO-B29, B36, B41, B43	- -
5. ความร้อนในสถานประกอบการ		
WBGT	Digital Thermometer NO. B11, B24, B26, B32, B37 Heat Stress WBGT Meter No. B11, B24, B26, B32, B37	-
6. คุณภาพน้ำ		
pH	-	pH Meter
BOD ₅	-	BOD Analyzer
COD	-	COD Reactor
Grease & Oil	-	Digital Balance
Zinc	-	ICP AAS
Total Iron	-	ICP
Nickel	-	ICP AAS
Cadmium	-	ICP AAS
Total Suspended Solids	-	Digital Balance
Total Dissolved Solids	-	Digital Balance
Chloride	-	Digital Balance
Fluoride	-	Spectrophotometer
Total Aluminum	-	ICP
TCB	-	Incubator

คุณภาพอากาศในบรรยากาศ



บริษัท เอส.พี.เอส. คอนซัลติ้ง เซอร์วิส จำกัด

S.P.S. CONSULTING SERVICE CO., LTD.

7 ซอยพหลโยธิน 24 ถนนพหลโยธิน แขวงจอมพล เขตจตุจักร กรุงเทพฯ 10900

7 Soi Phaholyothin 24, Phaholyothin Rd., Jompol, Chatuchak, Bangkok 10900

Tel : (662) 939-4370-72, Fax : (662) 513-4221, E-mail : sale@spscon.com, www.spscon.com

High Volume Air Sampler Calibration Report

Calibration Method : Multipoint Orifice Flow Transfer Standard

Model : TE 5025A

S/N : 3611


Calibration Data

High Volume Air Sampler Data		Calibration Data		
Recorder No.	Blower No.	Date	Actual Flowrate (ft ³ /min)	R ²
B01	B01	01/08/2022	$y = 1.310x - 7.517$	0.998
B02	B02	01/08/2022	$y = 1.098x + 2.659$	0.997
B03	B03	01/08/2022	$y = 1.089x + 0.857$	0.998
B04	B04	01/08/2022	$y = 1.206x - 3.858$	0.995
B05	B05	01/08/2022	$y = 1.285x - 7.595$	0.997
B06	B06	01/08/2022	$y = 1.287x - 6.981$	0.998
B07	B07	01/08/2022	$y = 1.197x - 4.681$	0.998
B08	B08	01/08/2022	$y = 1.224x - 5.592$	0.999
B09	B09	01/08/2022	$y = 1.275x - 6.394$	0.997
B10	B10	01/08/2022	$y = 1.121x + 1.091$	0.995
B11	B11	04/08/2022	$y = 1.165x - 2.766$	0.998
B12	B12	04/08/2022	$y = 1.230x - 4.896$	0.998
B13	B13	01/08/2022	$y = 1.249x - 6.430$	0.996
B14	B14	02/08/2022	$y = 1.232x - 4.320$	0.996
B15	B15	02/08/2022	$y = 1.134x - 0.926$	0.997
B16	B16	02/08/2022	$y = 1.261x - 6.890$	0.998
B17	B17	02/08/2022	$y = 1.175x - 2.039$	0.997
B18	B18	02/08/2022	$y = 1.290x - 7.805$	0.999
B19	B19	02/08/2022	$y = 1.375x - 11.753$	0.995
B20	B20	02/08/2022	$y = 1.262x - 7.100$	0.999
B21	B21	03/08/2022	$y = 1.142x - 1.809$	0.999
B22	B22	02/08/2022	$y = 1.289x - 8.540$	0.997
B23	B23	02/08/2022	$y = 1.216x - 4.912$	0.999
B24	B24	01/08/2022	$y = 1.147x - 1.299$	1.000
B25	B25	02/08/2022	$y = 1.025x + 3.341$	0.997
B26	B26	02/08/2022	$y = 1.184x - 3.486$	0.995
B27	B27	03/08/2022	$y = 1.237x - 6.825$	0.996
B28	B28	02/08/2022	$y = 1.284x - 7.704$	0.998
B29	B29	02/08/2022	$y = 1.305x - 8.854$	0.996
B30	B30	03/08/2022	$y = 1.227x - 5.387$	0.996
B31	B31	03/08/2022	$y = 1.215x - 4.628$	0.995
B32	B32	03/08/2022	$y = 1.313x - 8.558$	0.995
B33	B33	03/08/2022	$y = 1.330x - 7.545$	1.000
B34	B34	03/08/2022	$y = 1.287x - 8.617$	0.999

Calibrated by :

Phakhinai Khongkomnerd
(Mr. Phakhinai Khongkomnerd)

Approved by :


(Mr. Peera Detudom)



บริษัท เอส.พี.เอส. คอนซัลติ้ง เซอร์วิส จำกัด

S.P.S. CONSULTING SERVICE CO., LTD.

7 ซอยพหลโยธิน 24 ถนนพหลโยธิน แขวงจอมพล เขตจตุจักร กรุงเทพฯ 10900

7 Soi Phaholyothin 24, Phaholyothin Rd., Jompol, Chatuchak, Bangkok 10900

Tel : (662) 939-4370-72, Fax : (662) 513-4221, E-mail : sale@spscon.com, www.spscon.com

High Volume Air Sampler Calibration Report

Calibration Method : Multipoint Orifice Flow Transfer Standard

Model : TE 5025A

S/N : 3611

Calibration Data

High Volume Air Sampler Data		Calibration Data		
Recorder No.	Blower No.	Date	Actual Flowrate (ft ³ /min)	R ²
B35	B35	03/08/2022	y = 1.324x-9.985	0.995
B36	B36	02/08/2022	y = 1.199x-5.068	0.998
B37	B37	01/08/2022	y = 1.263x-6.105	0.995
B38	B38	01/08/2022	y = 1.200x-4.049	0.998
B39	B39	01/08/2022	y = 1.323x-9.022	0.998
B40	B40	01/08/2022	y = 1.223x-4.993	0.997
B41	B41	01/08/2022	y = 1.236x-5.071	0.998
B42	B42	01/08/2022	y = 1.230x-4.886	0.998
B43	B43	02/08/2022	y = 1.189x-3.190	0.998
B44	B44	02/08/2022	y = 1.336x-10.058	0.996
R01	R01	02/08/2022	y = 1.271x-7.214	0.999
R02	R02	02/08/2022	y = 1.254x-7.346	1.000
R03	R03	02/08/2022	y = 1.258x-7.858	0.998
R04	R04	02/08/2022	y = 1.175x-2.851	0.998
R05	R05	02/08/2022	y = 1.240x-7.136	0.999
R06	R06	01/08/2022	y = 1.389x-11.486	0.998
R07	R07	01/08/2022	y = 1.060x+2.168	0.998
R08	R08	01/08/2022	y = 1.206x-5.068	0.997
R09	R09	01/08/2022	y = 1.275x-7.830	0.998
R10	R10	02/08/2022	y = 1.260x-6.945	0.998
R11	R11	02/08/2022	y = 1.116x-1.299	0.999
R12	R12	02/08/2022	y = 1.294x-8.990	0.996
R13	R13	02/08/2022	y = 1.133x-0.833	0.999
R14	R14	03/08/2022	y = 1.157x-2.099	0.999
R15	R15	03/08/2022	y = 1.178x-3.248	0.999
R16	R16	03/08/2022	y = 1.203x-5.180	0.999
R17	R17	03/08/2022	y = 1.267x-6.960	0.999
R18	R18	04/08/2022	y = 1.281x-7.586	0.995
R19	R19	04/08/2022	y = 1.223x-4.898	0.995
R20	R20	04/08/2022	y = 1.350x-11.132	0.998

Calibrated by :

Phakhinai Khongkomnerd
(Mr.Phakhinai Khongkomnerd)

Approved by :

Peera Detudom
(Mr. Peera Detudom)



บริษัท เอส.พี.เอส. คอนซัลติ้ง เซอร์วิส จำกัด
S.P.S. CONSULTING SERVICE CO., LTD.
7 ซอยพหลโยธิน 24 ถนนพหลโยธิน แขวงจอมพล เขตจตุจักร กรุงเทพฯ 10900
7 Soi Phaholyothin 24, Phaholyothin Rd., Jompol, Chatuchak, Bangkok 10900
Tel : (662) 939-4370-72. Fax : (662) 513-4221. E-mail : sale@spscon.com., www.spscon.com

CALIBRATION REPORT

SO₂ FLUORESCENT ANALYZER

DATE : 13 September 2022

BRAND : API

MODEL : 100E

NO. SO₂-B04

SERIAL NO. 3159

Calibrator (Dilution System)

Brand : API

Model : 700

Last Cal. Date : 04 August 2022

Serial No. : 911

Reference Standard Gas

Standard Gas : Sulphur Dioxide (SO₂)

Cylinder No. : A00814SK

Certified Date : 21 June 2021

Expired Date : 21 June 2029

Cylinder Conc. : 50.0 ppm

Pressure 1011

mmbar

Temp. 24.6

°C

% RH

49

CALIBRATION SETTING

Span Set Point	Initial Reading (Before Adj.), PPB			Final Reading (After Adj.), PPB	
	Expected Concentration	Analyzer Response	% Dif	Analyzer Response	Slope
Zero	0	-0.10	-	0	-
SO ₂ Span	400.0	400.1	0.025	400.0	1.010

API Model 100E SO₂ Analyzer Check list

Test Values	Observed Value	Units	Nominal Range
RANGE	500	PPB	0-500
SAMPLE PRESS	28.7	in-Hg	25-35
SAMPLE FLOW	655	cc/min	650 ± 10%
PMT	102.9	mV	-20-150 with Zero Air
UV LAMP	3025.4	mV	1000-4900
STR. LGT	61.4	PPB	<100
DRK PMT	62.8	mV	-50 - 200
DRK LMP	57.7	mV	-50 - 200
HVPS	675	V	550-900 constant
DCPS	2520	mV	2500 ± 200
RCELL TEMP	50.1	°C	50 ± 1
BOX TEMP	29.5	°C	5-40
PMT TEMP	7.3	°C	7 ± 2.0
SO ₂ Span Conc	400	PPB	20-20,000
SO ₂ Slope	1.010	-	1.0 ± 0.3
SO ₂ Offset	22.0	mV	<250
Stability at Zero	0.1	PPB	<0.2
Stability at Span	0.2	PPB	0.5% of reading (above 50 ppb)

Calibrated by : Adul Dangklom
(Mr. Adul Dangklom)

Approved by : Peera Detudom
(Mr. Peera Detudom)



บริษัท เอส.พี.เอส. คอนซัลติ้ง เซอร์วิส จำกัด

S.P.S. CONSULTING SERVICE CO., LTD.

7 ซอยพหลโยธิน 24 ถนนพหลโยธิน แขวงจอมพล เขตจตุจักร กรุงเทพฯ 10900

7 Soi Phaholyothin 24, Phaholyothin Rd., Jompol, Chatuchak, Bangkok 10900

Tel : (662) 939-4370-72 Fax : (662) 513-4221 E-mail : sale@spscon.com, www.spscon.com

CALIBRATION REPORT

SO₂ FLUORESCENT ANALYZER

DATE : 13 September 2022

BRAND : API

MODEL : 100E

NO. SO₂-B06

SERIAL NO. 3430

Calibrator (Dilution System)

Brand : API

Model : 700

Last Cal. Date : 04 August 2022

Serial No. : 911

Reference Standard Gas

Standard Gas : Sulphur Dioxide (SO₂)

Cylinder No. : A00814SK

Certified Date : 21 June 2021

Expired Date : 21 June 2029

Cylinder Conc. : 50.0 ppm

CALIBRATING CONDITION

Pressure 1011 mmbar

Temp. 24.6 °C

% RH 49

CALIBRATION SETTING

Span	Initial Reading (Before Adj.),PPB			Final Reading (After Adj.),PPB	
Set Point	Expected Concentration	Analyzer Response	%Dif	Analyzer Response	Slope
Zero	0	0.11	-	0	-
SO ₂ Span	400.0	399.6	-0.100	400.0	1.003

API Model 100E SO₂ Analyzer Check list

Test Values	Observed Value	Units	Nominal Range
RANGE	500	PPB	0-500
SAMPLE PRESS	28.4	in-Hg	25-35
SAMPLE FLOW	652	cc/min	650 ± 10%
PMT	103.1	mV	-20-150 with Zero Air
UV LAMP	3018.4	mV	1000-4900
STR. LGT	61.3	PPB	<100
DRK PMT	62.9	mV	-50 - 200
DRK LMP	57.8	mV	-50 - 200
HVPS	669	V	550-900 constant
DCPS	2515	mV	2500 ± 200
RCELL TEMP	50.3	°C	50 ± 1
BOX TEMP	29.0	°C	5-40
PMT TEMP	7.2	°C	7 ± 2.0
SO ₂ Span Conc	400	PPB	20-20,000
SO ₂ Slope	1.003	-	1.0 ± 0.3
SO ₂ Offset	21.9	mV	<250
Stability at Zero	0.1	PPB	<0.2
Stability at Span	0.2	PPB	0.5% of reading (above 50 ppb)

Calibrated by : Adul Dangklom
(Mr.Adul Dangklom)

Approved by : Mr. Peera Detudom
(Mr.Peera Detudom)



บริษัท เอส.พี.เอส. คอนซัลติ้ง เซอร์วิส จำกัด
S.P.S. CONSULTING SERVICE CO., LTD.
7 ซอยพหลโยธิน 24 ถนนพหลโยธิน แขวงจอมพล เขตจตุจักร กรุงเทพฯ 10900
7 Soi Phaholyothin 24, Phaholyothin Rd., Jompol, Chatuchak, Bangkok 10900
Tel : (662) 939-4370-72 Fax : (662) 513-4221 E-mail : sale@spscon.com, www.spscon.com

CALIBRATION REPORT

SO₂ FLUORESCENT ANALYZER

DATE : 13 September 2022

BRAND : API

MODEL : 100E

NO. SO₂-B07

SERIAL NO. 1706

Calibrator (Dilution System)

Brand : API

Model : 700

Last Cal. Date : 04 August 2022

Serial No. : 911

Reference Standard Gas

Standard Gas : Sulphur Dioxide (SO₂)

Cylinder No. : A00814SK

Certified Date : 21 June 2021

Expired Date : 21 June 2029

Cylinder Conc. : 50.0 ppm

CALIBRATING CONDITION

Pressure 1011 mmbar

Temp. 24.6 °C

% RH 49

CALIBRATION SETTING

Span	Initial Reading (Before Adj.), PPB			Final Reading (After Adj.), PPB	
	Expected Concentration	Analyzer Response	% Dif	Analyzer Response	Slope
Zero	0	0.11	-	0	-
SO ₂ Span	400.0	400.5	0.125	400.0	1.018

API Model 100E SO₂ Analyzer Check list

Test Values	Observed Value	Units	Nominal Range
RANGE	500	PPB	0-500
SAMPLE PRESS	28.7	in-Hg	25-35
SAMPLE FLOW	662	cc/min	650 ± 10%
PMT	103.0	mV	-20-150 with Zero Air
UV LAMP	3039.7	mV	1000-4900
STR. LGT	61.9	PPB	<100
DRK PMT	63.5	mV	-50 - 200
DRK LMP	58.3	mV	-50 - 200
HVPS	670	V	550-900 constant
DCPS	2522	mV	2500 ± 200
RCELL TEMP	50.5	°C	50 ± 1
BOX TEMP	29.2	°C	5-40
PMT TEMP	7.4	°C	7 ± 2.0
SO ₂ Span Conc	400	PPB	20-20,000
SO ₂ Slope	1.018	-	1.0 ± 0.3
SO ₂ Offset	21.8	mV	<250
Stability at Zero	0.1	PPB	<0.2
Stability at Span	0.2	PPB	0.5% of reading (above 50 ppb)

Calibrated by : Adul Dangklom
(Mr. Adul Dangklom)

Approved by : Mr. Peera Detudom
(Mr. Peera Detudom)



บริษัท เอส.พี.เอส. คอนซัลติ้ง เซอร์วิส จำกัด
S.P.S. CONSULTING SERVICE CO., LTD.
7 ซอยพหลโยธิน 24 ถนนพหลโยธิน แขวงจอมพล เขตจตุจักร กรุงเทพฯ 10900
7 Soi Phaholyothin 24, Phaholyothin Rd., Jompol, Chaloachak, Bangkok 10900
Tel : (662) 939-4370-72, Fax : (662) 513-4221, E-mail : sale@spscon.com, www.spscon.com

CALIBRATION REPORT

CHEMILUMINESCENT NO / NO₂ / NO_x ANALYZER

DATE : 13 September 2022

BRAND : API

MODEL : 200A

NO. NOX-B01

SERIAL NO. 2368

Calibrator (Dilution System)

Brand : API

Model : 700

Last Cal. Date : 04 August 2022

Serial No. : 911

Reference Standard Gas

Standard Gas : Nitric Oxide (NO)

Cylinder No. : D636192

Certified Date : 20 April 2022

Expired Date : 20 April 2024

Cylinder Conc. : 49.1 ppm

CALIBRATING CONDITION

Pressure 1011 mmbar

Temp. 24.6 °C

% RH 49

CALIBRATION SETTING

Span	Initial Reading (Before Adj.),PPB			Final Reading (After Adj.),PPB	
Set Point	Expected Concentration	Analyzer Response	%Dif	Analyzer Response	Slope
Zero	0	0.11	-	0	-
NO Span	400	399.6	-0.100	400.0	0.998
NO _x Span	400	399.9	-0.025	400.0	1.003

API Model 200A NO_x Analyzer Check List

Test Values	Observed Value	Units	Nominal Range
RANGE	500	PPB	500 standard
STABILITY (Zero Gas)	0.1	PPB	< 2 with zero air
SAMPLE FLOW	507	cc/min	500 ± 50
OZONE FLOW	78	cc/min	80 ± 15
PMT	103.3	mV	-20 - 150
AZERO	94.0	mV	-20 - 150
HVPS	673	V	420 - 900 constant
RCELL TEMP	50.2	°C	50 ± 1
BOX TEMP	29.4	°C	8 - 48
PMT TEMP	7.1	°C	7 ± 2
MOLY TEMP	315.4	°C	315 ± 5
RCELL PRESS	8.3	IN-Hg-A	2 - 10 constant
SAMPLE PRESS	28.6	IN-Hg-A	25 - 30 constant
NO Span Conc	400	PPB	20 - 20,000
NO _x Span Conc	400	PPB	20 - 20,000
NO Slope	0.998	-	1.0 ± 0.3
NO _x Slope	1.003	-	1.0 ± 0.3
NO Offset	1.1	mV	-20 to +150
NO _x Offset	0.6	mV	-20 to 150
Stability at Zero	0.1	PPB	< 0.2
Stability at Span	0.2	PPB	< 2 ppb @ 400 ppb span gas

Calibrated by :

Adul Dangklom

(Mr.Adul Dangklom)

Approved by :

Mr. Peera Detudom

(Mr.Peera Detudom)



บริษัท เอส.พี.เอส. คอนซัลติ้ง เซอร์วิส จำกัด
S.P.S. CONSULTING SERVICE CO., LTD.
7 ซอยพหลโยธิน 24 ถนนพหลโยธิน แขวงจอมพล เขตจตุจักร กรุงเทพฯ 10900
7 Soi Phaholyothin 24, Phaholyothin Rd., Jompol, Chatuchak, Bangkok 10900
Tel : (662) 939-4370-72 Fax : (662) 513-4221 E-mail : sale@spscon.com, www.spscon.com

CALIBRATION REPORT

CHEMILUMINESCENT NO / NO₂ / NO_x ANALYZER

DATE : 13 September 2022

BRAND : API

MODEL : 200E

NO. NOX-B11

SERIAL NO. 4467

Calibrator (Dilution System)

Brand : API

Model : 700

Last Cal. Date : 04 August 2022

Serial No. : 911

Reference Standard Gas

Standard Gas : Nitric Oxide (NO)

Cylinder No. : D636192

Certified Date : 20 April 2022

Expired Date : 20 April 2024

Cylinder Conc. : 49.1 ppm

CALIBRATING CONDITION

Pressure 1011 mmbar

Temp. 24.6 °C

% RH 49

CALIBRATION SETTING

Span	Initial Reading (Before Adj.),PPB			Final Reading (After Adj.),PPB	
Set Point	Expected Concentration	Analyzer Response	%Dif	Analyzer Response	Slope
Zero	0	0.11	-	0	-
NO Span	400	400.1	0.025	400.0	1.008
NO _x Span	400	400.3	0.075	400.0	1.011

API Model 200E NO_x Analyzer Check List

Test Values	Observed Value	Units	Nominal Range
RANGE	500	PPB	500 standard
STABILITY (Zero Gas)	0.1	PPB	< 2 with zero air
SAMPLE FLOW	513	cc/min	500 ± 50
OZONE FLOW	79	cc/min	80 ± 15
PMT	103.2	mV	-20 - 150
AZERO	93.9	mV	-20 - 150
HVPS	669	V	420 - 900 constant
RCELL TEMP	50.2	°C	50 ± 1
BOX TEMP	28.9	°C	8 - 48
PMT TEMP	7.3	°C	7 ± 2
MOLY TEMP	315.2	°C	315 ± 5
RCELL PRESS	8.2	IN-Hg-A	2 - 10 constant
SAMPLE PRESS	28.4	IN-Hg-A	25 - 30 constant
NO Span Conc	400	PPB	20 - 20,000
NO _x Span Conc	400	PPB	20 - 20,000
NO Slope	1.008	-	1.0 ± 0.3
NO _x Slope	1.011	-	1.0 ± 0.3
NO Offset	1.5	mV	-20 to +150
NO _x Offset	1.0	mV	-20 to 150
Stability at Zero	0.1	PPB	< 0.2
Stability at Span	0.2	PPB	< 2 ppb @ 400 ppb span gas

Calibrated by :

Adul Dangklom
(Mr.Adul Dangklom)

Approved by :

Peera Detudom
(Mr.Peera Detudom)



บริษัท เอส.พี.เอส. คอนซัลติ้ง เซอร์วิส จำกัด
S.P.S. CONSULTING SERVICE CO., LTD.
7 ซอยพหลโยธิน 24 ถนนพหลโยธิน แขวงจอมพล เขตจตุจักร กรุงเทพฯ 10900
7 Soi Phaholyothin 24, Phaholyothin Rd., Jompol, Chatuchak, Bangkok 10900
Tel : (662) 939-4370-72, Fax : (662) 513-4221, E-mail : sale@spscon.com, www.spscon.com

CALIBRATION REPORT

CHEMILUMINESCENT NO / NO₂ / NO_x ANALYZER

DATE : 13 September 2022

BRAND : API

MODEL : 200A

NO. NOX-B12

SERIAL NO. 2675

Calibrator (Dilution System)

Brand : API

Model : 700

Last Cal. Date : 04 August 2022

Serial No. : 911

Reference Standard Gas

Standard Gas : Nitric Oxide (NO)

Cylinder No. : D636192

Certified Date : 20 April 2022

Expired Date : 20 April 2024

Cylinder Conc. : 49.1 ppm

CALIBRATING CONDITION

Pressure 1011 mmbar

Temp. 24.6 °C

% RH 49

CALIBRATION SETTING

Span	Initial Reading (Before Adj.),PPB			Final Reading (After Adj.),PPB	
	Expected Concentration	Analyzer Response	%Dif	Analyzer Response	Slope
Zero	0	-0.10	-	0	-
NO Span	400	400.1	0.025	400.0	1.006
NO _x Span	400	400.2	0.050	400.0	1.010

API Model 200A NO_x Analyzer Check List

Test Values	Observed Value	Units	Nominal Range
RANGE	500	PPB	500 standard
STABILITY (Zero Gas)	0.1	PPB	< 2 with zero air
SAMPLE FLOW	504	cc/min	500 ± 50
OZONE FLOW	78	cc/min	80 ± 15
PMT	103.5	mV	-20 - 150
AZERO	94.2	mV	-20 - 150
HVPS	671	V	420 - 900 constant
RCELL TEMP	50.5	°C	50 ± 1
BOX TEMP	29.2	°C	8 - 48
PMT TEMP	7.4	°C	7 ± 2
MOLY TEMP	314.7	°C	315 ± 5
RCELL PRESS	8.3	IN-Hg-A	2 - 10 constant
SAMPLE PRESS	28.4	IN-Hg-A	25 - 30 constant
NO Span Conc	400	PPB	20 - 20,000
NO _x Span Conc	400	PPB	20 - 20,000
NO Slope	1.006	-	1.0 ± 0.3
NO _x Slope	1.010	-	1.0 ± 0.3
NO Offset	1.4	mV	-20 to +150
NO _x Offset	0.9	mV	-20 to 150
Stability at Zero	0.1	PPB	< 0.2
Stability at Span	0.2	PPB	< 2 ppb @ 400 ppb span gas

Calibrated by : Adul Dangklom
(Mr.Adul Dangklom)

Approved by : Peera Detudom
(Mr.Peera Detudom)

**QUALITY CALIBRATION CO.,LTD.**

235 Petchkasem 63/2 Road, Laksong, Bangkae, Bangkok 10160

Tel (662) 421-5402, (662) 444-0152-3, Fax (662) 809-4584

www.qcalibration.com

CERTIFICATE No : 22M2567

REFERENCE No : 64386-1

PAGE : 1 OF 2

Certificate of Calibration

EQUIPMENT : DIGITAL BALANCE

MANUFACTURER : METTLER TOLEDO

MODEL : XS 105DU

SERIAL No : 1126422905

ID No : BA 05/50

CONDITION AS RECEIVED : USED ITEM

SUBMITTED BY : S.P.S. CONSULTING SERVICE CO., LTD.
7 SOI PHAHOLYOTHIN 24, PHAHOLYOTHIN RD.,
JOMPOL, CHATUCHAK, BANGKOK 10900

CALIBRATED BY : TETNITHI W.

CALIBRATION DATE : 11-Mar-22

APPROVED BY : 
PONGSAK J.

ISSUED DATE : 17-Mar-22

RECEIVED DATE : 11-Mar-22

THIS CERTIFICATE MAY NOT BE REPRODUCED OTHER THAN IN FULL EXCEPT WITH THE PRIOR WRITTEN APPROVAL OF
QUALITY CALIBRATION CO., LTD.



CERTIFICATE No : 22M2567

PAGE : 2 OF 2

Calibration Report

EQUIPMENT	:	DIGITAL BALANCE	MODEL	:	XS 105DU
MANUFACTURER	:	METTLER TOLEDO	S/N	:	1126422905
ID No	:	BA 05/50	RECEIVED DATE	:	11-Mar-22
AIR PRESSURE	:	1008mbar \pm 1mbar	CALIBRATION DATE	:	11-Mar-22
AMBIENT TEMPERATURE	:	22° C \pm 1° C	RELATIVE HUMIDITY	:	49 %RH \pm 10 % RH

CONDITION OF THIS RESULTS OF CALIBRATION

1. THIS INSTRUMENT WAS CALIBRATED BY ACCORDING TO UKAS LAB 14 EDITION 6:2019 BY USING KNOWN WEIGHT STANDARD WEIGHT. THE BALANCE WAS NOT ADJUSTED BEFORE CALIBRATION. THE BALANCE HAS NO ZERO TRACKING FUNCTION. REPEATABILITY WAS MEASURED BY USING 10 REPEATED MEASUREMENTS. LINEARITY WAS MEASURED COVERING 10 POINTS, EVENLY SPREAD OVER THE RANGE. THE INSTRUMENT WAS SET ZERO BEFORE PERFORMING THE LINEARITY TEST. OFF-CENTER LOADING WAS MEASURED BY USING STANDARD WEIGHTS PLACED ON THE PAN AND MOVED TO VARIOUS POSITIONS ON THE PAN.

2. REFERENCE STANDARD INSTRUMENTS :-

INSTRUMENT	MODEL	SERIAL No	CERTIFICATE No	DUE DATE
1) STANDARD WEIGHT SET	E2	QK-I-151	C02210415	09-Feb-23

3. THIS RESULT WAS FOUND ACCURATE AS SHOWN ON DATE AND PLACE OF CALIBRATION ONLY.

4. THIS RESULT EXCLUDE LONG TERM STABILITY OF THE UNIT UNDER CALIBRATION.

5. THIS CERTIFICATE IS TRACEABLE TO THE INTERNATIONAL SYSTEM OF UNIT MAINTAINED AT:-

- NATIONAL INSTITUTE OF METROLOGY (THAILAND) THROUGH CENTRAL BUREAU OF WEIGHTS&MEASURES

RESULT OF CALIBRATION :- WITHOUT ADJUSTMENT

1. ZERO SETTING FUNCTION : NORMAL

2. TARE FUNCTION : NORMAL

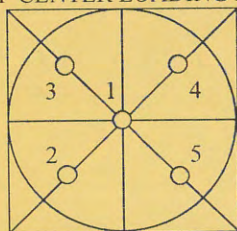
3. REPEATABILITY OF READING AT 20 g WAS 0.000004 g

4. REPEATABILITY OF READING AT 100 g WAS 0.000048 g

5. DEPARTURE FROM NOMINAL VALUE/ LINEARITY

NOMINAL VALUE (g)	BALANCE READING (g)	CORRECTION (g)	UNCERTAINTY (\pm g)
0.00	0.00000	0.00000	0.000058
0.02	0.01999	0.00001	0.000058
0.10	0.09999	0.00001	0.000059
0.20	0.19999	0.00001	0.000059
0.50	0.50001	-0.00001	0.000058
1.00	1.00001	-0.00001	0.000059
2.00	2.00000	0.00000	0.000059
5.00	5.00001	-0.00001	0.000061
10.00	10.00005	-0.00005	0.000063
20.00	20.00006	-0.00006	0.000069
50.00	50.0000	0.0000	0.00011
100.00	100.0001	-0.0001	0.00019
120.00	120.0001	-0.0001	0.00022

6. OFF CENTER LOADING ERROR



POINT	READING (g)	
1	10.00001	50.0000
2	10.00002	50.0000
3	10.00001	50.0000
4	10.00001	50.0000
5	10.00002	50.0001
OFF-CENTER LOADING	0.00001	0.0001

NOTE: THIS CALIBRATION WAS CARRIED OUT AT THE CUSTOMER'S PLACE AT PRODUCTION AREA

THE REPORTED UNCERTAINTY OF MEASUREMENT WAS BASED ON A STANDARD UNCERTAINTY MULTIPLIED BY A COVERAGE FACTOR $k=2$, PROVIDING A LEVEL OF CONFIDENCE APPROXIMATELY 95%.

END OF CALIBRATION REPORT

คุณภาพอากาศจากปล่อง



บริษัท เอส.พี.เอส. คอนซัลติ้ง เซอร์วิส จำกัด
S.P.S. CONSULTING SERVICE CO., LTD.
7 ซอยพหลโยธิน 24 ถนนพหลโยธิน แขวงจอมพล เขตจตุจักร กรุงเทพฯ 10900
7 Soi Phaholyothin 24, Phaholyothin Rd., Jompol, Chatuchak, Bangkok 10900
Tel : (662) 939-4370-72, Fax : (662) 513-4221, E-mail : sale@spscon.com., www.spscon.com

Console Calibration Report

Calibration Method

Critical Orifices

Calibration Data

Console Data		Calibration Data		
No.	Serial No.	Date	y	$\Delta H_{@}$ (mmH ₂ O)
B01	1563	01/09/2022	1.004	50.11
B02	8002514	02/09/2022	1.006	49.25
B03	1503016	05/09/2022	1.008	50.30
B04	00006659	05/09/2022	1.005	47.45
B05	00007428	01/09/2022	1.002	49.96
R01	1561	02/09/2022	1.003	49.86
R02	8002513	05/09/2022	1.006	50.09
R03	1570	05/09/2022	1.004	49.23
R04	8002519	01/09/2022	1.005	49.17
R05	1503015	01/09/2022	0.996	49.68

Remark : Accept Value of y (test) is $0.97 < y < 1.03$

Accept Value of $\Delta H_{@}$ (test) is 46.7 ± 6.4 (mmH₂O)

Calibrated by :

Adul Dangklom
(Mr. Adul Dangklom)

Approved by :

Peera Detudom
(Mr. Peera Detudom)



บริษัท เอส.พี.เอส. คอนซัลติ้ง เซอร์วิส จำกัด
S.P.S. CONSULTING SERVICE CO., LTD.
7 ซอยพหลโยธิน 24 ถนนพหลโยธิน แขวงจอมพล เขตจตุจักร กรุงเทพฯ 10900
7 Soi Phaholyothin 24, Phaholyothin Rd., Jompol, Chatuchak, Bangkok 10900
Tel : (662) 939-4370-72. Fax : (662) 513-4221. E-mail : sale@spscon.com., www.spscon.com

Pitot Tube Calibration Report

Calibration Method

Standard Pitot Tube

Calibration Data					
Pitot Tube Data			Calibration Data		
No.	Type of Pitot	Coefficient of Standard Pitot	Date	Avg. of Cp (test)	
				Side A	Side B
B03	S	0.99	01/08/2022	0.84	0.83
B04	S	0.99	01/08/2022	0.85	0.84
B05	S	0.99	01/08/2022	0.84	0.84
B07	S	0.99	01/08/2022	0.83	0.84
B08	S	0.99	02/08/2022	0.85	0.84
B09	S	0.99	02/08/2022	0.84	0.84
B11	S	0.99	02/08/2022	0.84	0.83
B16	S	0.99	02/08/2022	0.85	0.84
B18	S	0.99	02/08/2022	0.84	0.83
B19	S	0.99	02/08/2022	0.84	0.84
B21	S	0.99	02/08/2022	0.84	0.85
B24	S	0.99	03/08/2022	0.84	0.84
B27	S	0.99	03/08/2022	0.84	0.85
B30	S	0.99	03/08/2022	0.84	0.84
B31	S	0.99	03/08/2022	0.84	0.83
B33	S	0.99	01/08/2022	0.83	0.84
B35	S	0.99	01/08/2022	0.85	0.84

Remark : Accept value of Cp (test) is 0.84 ± 0.01

Calibrated by :

Phakhinai Khongkomnerd
(Mr. Phakhinai Khongkomnerd)

Approved by :

Peera Detudom
(Mr. Peera Detudom)



บริษัท เอส.พี.เอส. คอนซัลติ้ง เซอร์วิส จำกัด
S.P.S. CONSULTING SERVICE CO., LTD.
7 ซอยพหลโยธิน 24 ถนนพหลโยธิน แขวงจอมพล เขตจตุจักร กรุงเทพฯ 10900
7 Soi Phaholyothin 24, Phaholyothin Rd. Jompol, Chatuchak, Bangkok 10900
Tel : (662) 939-4370-72, Fax : (662) 513-4221, E-mail : sale@spscon.com., www.spscon.com

Personal Pump Calibration Report

Calibration Method : Dry Cal Primary Flowmeter

Model : Defender 510-H

S/N : 136164

Environmental Conditions

Temperature : 25 \pm 3 $^{\circ}\text{C}$
Pressure : 1010 \pm 15 mmbar

Personal Pump Data				Calibration Data								
No.	Brand	Model	Serial No.	Date	Flow Rate (ml/min)						Value From Calibration Curve	
					Setting			Actual (Q std.)				
					1	2	3	1	2	3	y	R ²
B01	SKC	224-PCXR4	262101	04/07/2022	1,000	1,500	2,000	994	1,497	1,998	1.002x - 4.028	1.000
B02	SKC	224-PCXR4	626166	01/07/2022	1,000	1,500	2,000	1,002	1,505	2,001	1.009x - 20.106	0.999
B03	SKC	224-PCXR4	612968	04/07/2022	1,000	1,500	2,000	996	1,494	2,001	1.006x - 12.907	1.000
B04	SKC	224-PCXR4	602804	04/07/2022	1,000	1,500	2,000	1,000	1,502	1,996	1.001x - 2.688	1.000
B05	SKC	224-PCXR4	612693	04/07/2022	1,000	1,500	2,000	1,003	1,499	2,003	1.012x - 22.383	0.999
B06	SKC	224-PCXR4	262188	04/07/2022	1,000	1,500	2,000	996	1,508	2,009	1.020x - 35.110	0.999
B07	SKC	224-PCXR4	626262	01/07/2022	1,000	1,500	2,000	998	1,492	1,995	0.992x + 6.884	1.000
B08	SKC	224-PCXR4	626100	01/07/2022	1,000	1,500	2,000	1,003	1,499	2,003	1.012x - 23.269	0.999
B09	SKC	224-PCXR4	626479	01/07/2022	1,000	1,500	2,000	997	1,490	1,994	0.993x + 3.909	1.000
B10	SKC	224-PCXR4	091950	01/07/2022	1,000	1,500	2,000	993	1,503	2,001	1.017x - 33.950	0.999
B11	SKC	224-PCXR8	564315	04/07/2022	1,000	1,500	2,000	995	1,490	1,999	1.004x - 10.290	1.000
B12	SKC	224-PCXR4	034656	04/07/2022	1,000	1,500	2,000	1,003	1,503	2,003	1.010x - 19.404	0.999
B13	SKC	224-PCXR4	602073	04/07/2022	1,000	1,500	2,000	995	1,500	1,999	1.001x - 3.554	1.000
B14	SKC	224-PCXR4	626313	04/07/2022	1,000	1,500	2,000	999	1,491	1,988	0.992x + 7.243	1.000
B15	SKC	224-PCXR4	626474	04/07/2022	1,000	1,500	2,000	1,003	1,502	2,005	1.013x - 23.723	0.999
B16	SKC	224-PCXR4	626477	01/07/2022	1,000	1,500	2,000	994	1,504	2,001	1.015x - 31.425	0.999
B17	SKC	224-PCXR4	626860	04/07/2022	1,000	1,500	2,000	997	1,495	1,991	0.997x - 0.558	1.000
B18	SKC	224-PCXR4	691484	01/07/2022	1,000	1,500	2,000	1,003	1,500	2,001	1.009x - 18.825	0.999
B19	SKC	224-PCXR4	691599	01/07/2022	1,000	1,500	2,000	995	1,503	1,999	1.005x - 7.985	1.000
B20	SKC	224-PCXR4	691587	01/07/2022	1,000	1,500	2,000	993	1,504	1,999	1.014x - 30.719	0.999
B21	SKC	224-PCXR4	691531	04/07/2022	1,000	1,500	2,000	993	1,499	1,994	1.001x - 7.187	1.000
B22	SKC	224-PCXR4	691654	01/07/2022	1,000	1,500	2,000	1,004	1,501	2,003	1.011x - 19.990	0.999
B23	SKC	224-PCXR4	798393	04/07/2022	1,000	1,500	2,000	993	1,505	2,002	1.017x - 34.763	0.999
B24	SKC	224-PCXR4	626363	01/07/2022	1,000	1,500	2,000	1,000	1,502	2,000	1.011x - 22.826	0.999
B25	SKC	224-PCXR4	798489	04/07/2022	1,000	1,500	2,000	1,001	1,512	2,001	0.998x + 4.850	1.000
B26	SKC	224-PCXR4	798479	05/07/2022	1,000	1,500	2,000	999	1,499	1,993	0.996x + 2.692	1.000
B27	SKC	224-PCXR4	691673	05/07/2022	1,000	1,500	2,000	993	1,503	2,002	1.017x - 32.988	0.999
B28	SKC	224-PCXR4	691570	05/07/2022	1,000	1,500	2,000	1,001	1,500	2,002	1.012x - 23.632	0.999
B29	SKC	224-PCXR4	626472	05/07/2022	1,000	1,500	2,000	999	1,494	1,998	1.002x - 6.856	1.000
B30	SKC	224-PCXR4	691489	05/07/2022	1,000	1,500	2,000	1,004	1,500	2,004	1.013x - 22.910	0.999
B31	SKC	224-PCXR4	691509	04/07/2022	1,000	1,500	2,000	993	1,495	1,998	1.004x - 9.879	1.000
B32	SKC	224-PCXR4	091567	05/07/2022	1,000	1,500	2,000	992	1,504	2,001	1.016x - 32.243	0.999
B33	SKC	224-PCXR4	091756	05/07/2022	1,000	1,500	2,000	994	1,496	1,991	0.996x + 0.634	1.000
B34	SKC	224-PCXR4	612962	05/07/2022	1,000	1,500	2,000	1,002	1,501	2,002	1.011x - 21.693	0.999
B35	SKC	224-PCXR4	602682	04/07/2022	1,000	1,500	2,000	993	1,498	1,996	1.001x - 7.411	1.000
B36	SKC	224-PCXR4	626164	04/07/2022	1,000	1,500	2,000	999	1,495	1,999	1.000x - 4.946	1.000
B37	SKC	224-PCXR4	626256	01/07/2022	1,000	1,500	2,000	994	1,506	2,000	1.014x - 28.892	0.999
B38	SKC	224-PCXR4	626167	04/07/2022	1,000	1,500	2,000	997	1,497	1,996	1.002x - 5.504	1.000
B39	SKC	224-PCXR4	034637	04/07/2022	1,000	1,500	2,000	1,003	1,500	2,002	1.011x - 22.048	0.999
B40	SKC	224-PCXR4	798349	05/07/2022	1,000	1,500	2,000	992	1,505	1,998	1.015x - 32.514	0.999

Calibrated by :

Phakhinai Khongkomnerd
(Mr. Phakhinai Khongkomnerd)

Approved by :

Peera Detudom
(Mr. Peera Detudom)



บริษัท เอส.พี.เอส. คอนซัลติ้ง เซอร์วิส จำกัด
S.P.S. CONSULTING SERVICE CO., LTD.
7 ซอยพหลโยธิน 24 ถนนพหลโยธิน แขวงจอมพล เขตจตุจักร กรุงเทพฯ 10900
7 Soi Phaholyothin 24, Phaholyothin Rd., Jompol, Chatuchak, Bangkok 10900
Tel : (662) 939-4370-72. Fax : (662) 513-4221, E-mail : sale@spscon.com, www.spscon.com

Rotameter Calibration Report (For Personal Pump High Flow Adjust)

Calibration Method : Dry Cal Primary Flowmeter

Model : Defender 510-H

S/N : 136164

Calibration Data

Rotameter Data			Calibration Data								
No.	Brand	Model	Date	Flow Rate (ml/min)						Value From Calibration Curve	
				Flow Rate (Reading)			Actual (Q std.)				
				1	2	3	1	2	3	y	R ²
H-B01	Dwyer	VFB-65	04/07/2022	500	1,000	2,000	505.3	989.5	1973.5	0.990x + 8.629	1.000
H-B02	Dwyer	VFB-65	04/07/2022	500	1,000	2,000	495.3	997.8	1995.3	0.999x - 1.842	1.000
H-B03	Dwyer	VFB-65	05/07/2022	500	1,000	2,000	497.9	987.5	2010.2	1.006x - 16.084	0.999
H-B04	Dwyer	VFB-65	05/07/2022	500	1,000	2,000	500.4	999.5	2008.7	0.998x - 1.698	1.000
H-B05	Dwyer	VFB-65	01/07/2022	500	1,000	2,000	498.6	997.4	1982.3	0.988x + 13.004	1.000
H-B06	Dwyer	VFB-65	04/07/2022	500	1,000	2,000	503.9	994.2	1981.4	1.005x - 8.757	0.999
H-B07	Dwyer	VFB-65	04/07/2022	500	1,000	2,000	504.1	993.3	2018.3	1.002x - 1.639	1.000
H-B08	Dwyer	VFB-65	01/07/2022	500	1,000	2,000	500.2	999.2	1975.8	0.996x + 3.649	0.999
H-B09	Dwyer	VFB-65	01/07/2022	500	1,000	2,000	503.7	1006.6	2014.3	0.994x + 14.328	1.000
H-B10	Dwyer	VFB-65	04/07/2022	500	1,000	2,000	496.9	998.6	2012.4	0.997x + 3.130	1.000

Calibrated by :

Phakhinai Khongkomnerd
(Mr. Phakhinai Khongkomnerd)

Approved by :

Peera Detudom
(Mr. Peera Detudom)

CERTIFICATE OF CALIBRATION

FOR

NOMENCLATURE : VACUUM GAUGE
MANUFACTURER : HI-LIGHT
MODEL / TYPE : N/A
SERIAL NO. : N/A[64-220066-1]
CLID. NO. : 212201112
JOB CONTROL NO. : 220720073201

CUSTOMER : S.P.S. CONSULTING SERVICE CO., LTD.
7 SOI PHAHOLYOTHIN 24 ROAD., JOMPOL,
CHATUCHAK, BANGKOK 10900

DATE OF RECEIVED : 20 July 2022

DATE OF ISSUED : 22 July 2022

Report of calibration screening must not be taken in part. Except complete. Without the approval of the Calibration Laboratory Co., Ltd.

Calibrated By : Sittipong Pimdee
Calibration Engineer



Approved By : Mongkol Yotsoontorn
Authorized Signatory
22 July 2022



This Calibration Certificate documents the traceability to national standards, which realize the units of measurement according to the International System of Units (SI)

Certificate No. Q22073201

F3-011-04/01-12

page 1 of 3



@clccalibration

REPORT OF CALIBRATION

FOR

NOMENCLATURE : VACUUM GAUGE
MANUFACTURER : HI-LIGHT
MODEL / TYPE : N/A
SERIAL NO. : N/A[64-220066-1]
DATE OF CALIBRATION : 21 July 2022

ENVIRONMENT CONDITIONS :

Temperature : $(23 \pm 2) ^\circ\text{C}$

Relative Humidity : $(55 \pm 10) \% \text{RH}$

PROCEDURE USED :

This instrument was calibrated under procedure No. **CLC-CPPP-05** according to **DKD-R 6-1** as calibration guidelines.

The calibration was performed by direct measurement with Document Process Calibrator and Pressure Module which maintained by the Calibration Laboratory Co., Ltd.

REFERENCE STANDARD USED :

Document Process Calibrator, Fluke Model 744 S/N. 9226007 with Pressure Module Model 700PV4 S/N. 19298401.

TRACEABILITY :

The measurements are traceable to International System of Units (SI), through National Institute of Metrology (Thailand).
Certificate No. MP-0196-21, Due Date 17 November 2022.

UNCERTAINTY :

The reported uncertainty is based on a standard uncertainty multiplied by coverage factor of $k = 2$. It has been evaluated according to the "Calibration of Pressure Gauges (DKD-R 6-1)" which provides a level of confidence approximately 95%.

Certificate No. **Q22073201**

F3-011-04/01-12

page 2 of 3



@clccalibration



CLC
Accredited
ISO/IEC 17025

CALIBRATION LABORATORY Co., LTD.

2/10-11,14,55 Soi Prasert Manukit 29 Yaek 4, Prasert Manukit Rd., Ladphrao, Bangkok 10230
Tel. 02-578-0353-4 Fax: 02-578-2672 www.cal-laboratory.com E-mail:sale@cal-laboratory.com



CONDITION OF CALIBRATION ITEM : GOOD

MEASUREMENT RESULTS : (X) without adjustment () adjustment

The DUC was exercised by applying a known pressure from its zero to full scale 1 times. Then 2 series of known gauge pressure were applied. The STD reading were recorded and the means value were reported in the table below.

CALIBRATION DATA

CORRECTION OF PRESSURE

DUC Test point (inHg)	STD Reading (inHg)		Correction (inHg)	
	Up	Down	Up	Down
0	0.0	0.0	0.0	0.0
-5	-4.6	-4.7	+0.4	+0.3
-10	-9.5	-9.6	+0.5	+0.4
-15	-14.4	-14.5	+0.6	+0.5
-20	-19.4	-19.5	+0.6	+0.5
-25	-24.5	-24.5	+0.5	+0.5
-30	-29.5	-29.5	+0.5	+0.5

Uncertainty of measurement ± 0.2 inHg

Transmitting fluid : Air.

Technical Note. k factor 1 kPa = 0.2952998 inHg

Note. The Scope of Accredited ANAB Certificate No. ACDM-2814 Version 008 Page 36 of 54

This report is valid for the above stated instrument/s only.

End of Certificate

Certificate No. Q22073201

F3-011-04/01-12

page 3 of 3



@clccalibration

**QUALITY CALIBRATION CO.,LTD.**

235 Petchkasem 63/2 Road, Laksong, Bangkae, Bangkok 10160

Tel (662) 421-5402, (662) 444-0152-3, Fax (662) 809-4584

www.qcalibration.com

CERTIFICATE No : 22M2567

REFERENCE No : 64386-1

PAGE : 1 OF 2

Certificate of Calibration

EQUIPMENT : DIGITAL BALANCE

MANUFACTURER : METTLER TOLEDO

MODEL : XS 105DU

SERIAL No : 1126422905

ID No : BA 05/50

CONDITION AS RECEIVED : USED ITEM

SUBMITTED BY : S.P.S. CONSULTING SERVICE CO., LTD.
7 SOI PHAHOLYOTHIN 24, PHAHOLYOTHIN RD.,
JOMPOL, CHATUCHAK, BANGKOK 10900

CALIBRATED BY : TETNITHI W.

CALIBRATION DATE : 11-Mar-22

APPROVED BY : 
PONGSAK J.

ISSUED DATE : 17-Mar-22

RECEIVED DATE : 11-Mar-22

THIS CERTIFICATE MAY NOT BE REPRODUCED OTHER THAN IN FULL EXCEPT WITH THE PRIOR WRITTEN APPROVAL OF
QUALITY CALIBRATION CO., LTD.



CERTIFICATE No : 22M2567

PAGE : 2 OF 2

Calibration Report

EQUIPMENT	:	DIGITAL BALANCE	MODEL	:	XS 105DU
MANUFACTURER	:	METTLER TOLEDO	S/N	:	1126422905
ID No	:	BA 05/50	RECEIVED DATE	:	11-Mar-22
AIR PRESSURE	:	1008mbar \pm 1mbar	CALIBRATION DATE	:	11-Mar-22
AMBIENT TEMPERATURE	:	22° C \pm 1° C	RELATIVE HUMIDITY	:	49 %RH \pm 10 % RH

CONDITION OF THIS RESULTS OF CALIBRATION

1. THIS INSTRUMENT WAS CALIBRATED BY ACCORDING TO UKAS LAB 14 EDITION 6:2019 BY USING KNOWN WEIGHT STANDARD WEIGHT. THE BALANCE WAS NOT ADJUSTED BEFORE CALIBRATION. THE BALANCE HAS NO ZERO TRACKING FUNCTION. REPEATABILITY WAS MEASURED BY USING 10 REPEATED MEASUREMENTS. LINEARITY WAS MEASURED COVERING 10 POINTS, EVENLY SPREAD OVER THE RANGE. THE INSTRUMENT WAS SET ZERO BEFORE PERFORMING THE LINEARITY TEST. OFF-CENTER LOADING WAS MEASURED BY USING STANDARD WEIGHTS PLACED ON THE PAN AND MOVED TO VARIOUS POSITIONS ON THE PAN.

2. REFERENCE STANDARD INSTRUMENTS :-

INSTRUMENT	MODEL	SERIAL No	CERTIFICATE No	DUE DATE
1) STANDARD WEIGHT SET	E2	QK-I-151	C02210415	09-Feb-23

3. THIS RESULT WAS FOUND ACCURATE AS SHOWN ON DATE AND PLACE OF CALIBRATION ONLY.

4. THIS RESULT EXCLUDE LONG TERM STABILITY OF THE UNIT UNDER CALIBRATION.

5. THIS CERTIFICATE IS TRACEABLE TO THE INTERNATIONAL SYSTEM OF UNIT MAINTAINED AT:-

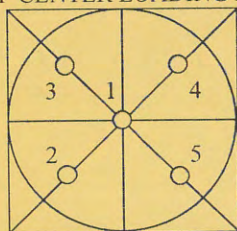
- NATIONAL INSTITUTE OF METROLOGY (THAILAND) THROUGH CENTRAL BUREAU OF WEIGHTS&MEASURES

RESULT OF CALIBRATION :- WITHOUT ADJUSTMENT

1. ZERO SETTING FUNCTION : NORMAL
2. TARE FUNCTION : NORMAL
3. REPEATABILITY OF READING AT 20 g WAS 0.000004 g
4. REPEATABILITY OF READING AT 100 g WAS 0.000048 g
5. DEPARTURE FROM NOMINAL VALUE/ LINEARITY

NOMINAL VALUE (g)	BALANCE READING (g)	CORRECTION (g)	UNCERTAINTY (\pm g)
0.00	0.00000	0.00000	0.000058
0.02	0.01999	0.00001	0.000058
0.10	0.09999	0.00001	0.000059
0.20	0.19999	0.00001	0.000059
0.50	0.50001	-0.00001	0.000058
1.00	1.00001	-0.00001	0.000059
2.00	2.00000	0.00000	0.000059
5.00	5.00001	-0.00001	0.000061
10.00	10.00005	-0.00005	0.000063
20.00	20.00006	-0.00006	0.000069
50.00	50.0000	0.0000	0.00011
100.00	100.0001	-0.0001	0.00019
120.00	120.0001	-0.0001	0.00022

6. OFF CENTER LOADING ERROR



POINT	READING (g)	
1	10.00001	50.0000
2	10.00002	50.0000
3	10.00001	50.0000
4	10.00001	50.0000
5	10.00002	50.0001
OFF-CENTER LOADING	0.00001	0.0001

NOTE: THIS CALIBRATION WAS CARRIED OUT AT THE CUSTOMER'S PLACE AT PRODUCTION AREA
THE REPORTED UNCERTAINTY OF MEASUREMENT WAS BASED ON A STANDARD UNCERTAINTY MULTIPLIED BY A COVERAGE FACTOR $k=2$, PROVIDING A LEVEL OF CONFIDENCE APPROXIMATELY 95%.

END OF CALIBRATION REPORT

SITHIPHORN ASSOCIATES CO.,LTD. CALIBRATION LABORATORY

451-451/1 Sirinthorn Rd.,Bangbumru, Bangplud Bangkok 10700 THAILAND.
Tel.0-2435-8800 Fax.0-2433-1679 e-mail:cal-center@sithiphorn.com http://www.sithiphorn.com



NSC-TISI-TIS 17025
CALIBRATION 0394

Cert. No. : SP22018

Pages 1 of 3

Calibration Certificate

Equipment : UV-VIS SPECTROPHOTOMETER
Manufacturer : PERKINELMER
Model : LAMBDA 25
Serial No.: 501S14123010
ID No.: SP03/58
Calibration Mode : WAVELENGTH ACCURACY
PHOTOMETRIC ACCURACY

Condition As Found : GOOD

Customer : S.P.S. CONSULTING SERVICE CO., LTD.
7 SOI PHAHOLYOTHIN 24, PHAHOLYOTHIN ROAD,
CHOMPHON, CHATUCHAK,
BANGKOK 10900, THAILAND.

Location : ORGANIC LABORATORY IV

Ambient Temperature : (24.4 ± 5) °C
Relative Humidity : (60.1 ± 25) %

Received Date : 30 AUGUST 2022
Calibration Date : 30 AUGUST 2022
Date of Issue : 31 AUGUST 2022

Calibrated by :

Nathakorn Pisutpaisan

Approved by :

(Thanakul Petchurai)

This certificate is issued in accordance with the requirements of ISO/IEC 17025 standard, may not be reproduced other than in full, except with the prior written approval of the head of Calibration Laboratory.

Continuation of Calibration Certificate

Cert. No. : SP22018

Job No. : VC65SP0008

Pages : 2 of 3

Calibration Method :

This instrument was calibrated by using on-site calibration procedure In-house method : CP-SP-01

The calibration procedure to direct measurement wavelength accuracy by using wavelength standard solution, Photometric accuracy by using absorbance standard filter and absorbance standard solution

The calibration procedure used was based on ASTM E275-01, ASTM E925-02

Condition of this result of calibration :

1. Certified reference materials

Material	Ref. type	Cell serial No.	Cert. No.	Due Date
Holmium liquid	RM-HL	29706	87569	13/10/2022
Didymium liquid	RM-DL	28912	87588	15/10/2022
Neutral density filter	RM-1N2N3N	13877	87600	15/10/2022
Potassium dichromate solutions	RM-0204060810	14204	87614	16/10/2022
Potassium Iodide solution	-	KI-0701-001	CI-0090-22	08/04/2024

2. This result of calibration was found accurate as shown on date and place of calibration only.

3. This certificate is traceable to the international system of unit maintained at :

3.1 The UK National Physical Laboratory (NPL)

3.2 The National Institute of Standards and Technology, NIST.

Result of calibration : Wavelength Accuracy

(Without adjustment)

Material	Certified Values of Reference Material (nm)	UUC* Reading (nm)	Error (nm)	Uncertainty ± (nm)	k Factor
RM-HL	278.13	278.3	0.17	0.16	2.00
	361.25	361.4	0.15	0.16	2.00
	467.82	467.8	-0.02	0.16	2.00
	536.56	536.5	-0.06	0.16	2.00
	640.50	640.5	0.00	0.16	2.00
RM-DL	740.09	740.0	-0.09	0.16	2.00
	864.94	865.2	0.26	0.16	2.00

UUC* = Unit Under Calibration

Continuation of Calibration Certificate

Cert. No. : SP22018

Job No. : VC65SP0008

Pages : 3 of 3

Result of calibration : Photometric Accuracy

(Without adjustment)

Material	Wavelength (nm)	Filter: S/N	Nominal Absorbance (A)	Certified Absorbance (A)	UUC* Reading Absorbance (A)	Error (A)	Uncertainty ± (A)	k Factor
Neutral Density glass filter	440.0	29360	1.0	1.0524	1.0539	0.0015	0.0028	2.00
		29914	0.7	0.7454	0.7459	0.0005	0.0029	2.00
		29381	0.5	0.5426	0.5426	0.0000	0.0028	2.00
	546.1	29360	1.0	0.9822	0.9810	-0.0012	0.0028	2.00
		29914	0.7	0.6962	0.6960	-0.0002	0.0028	2.00
		29381	0.5	0.5076	0.5070	-0.0006	0.0029	2.00
	590.0	29360	1.0	1.0221	1.0202	-0.0019	0.0028	2.00
		29914	0.7	0.7238	0.7230	-0.0008	0.0029	2.00
		29381	0.5	0.5364	0.5360	-0.0004	0.0031	2.00
	635.0	29360	1.0	0.9751	0.9732	-0.0019	0.0028	2.00
		29914	0.7	0.6912	0.6902	-0.0010	0.0029	2.00
		29381	0.5	0.5214	0.5210	-0.0004	0.0032	2.00
Material	Wavelength (nm)	Solution (mg/l)	Certified Absorbance (A)	UUC* Reading Absorbance (A)	Error (A)	Uncertainty ± (A)	k Factor	
RM-0204060810	235.0	20	0.2436	0.2419	-0.0017	0.0101	2.00	
		40	0.4905	0.4855	-0.0050	0.0115	2.00	
		60	0.7453	0.7388	-0.0065	0.0067	2.00	
		80	0.9920	0.9839	-0.0081	0.0071	2.00	
		100	1.2487	1.2414	-0.0073	0.0073	2.00	

UUC* = Unit Under Calibration

Condition of this result of calibration : Spectrophotometer PERKINELMER Model Lambda 25 S/N 501S141230

Resolution of Wavelength Mode 0.1 nm

Resolution of Photometric Mode 0.0001 A

Parameter Setting

Measurement Mode Wavelength, Absorbance

Wavelength Scan 1100 nm-190 nm

Scanning Speed 7.5 nm/min

Data Pitch 0.1 nm

Band width(Wavelength) 1.0 nm

Band width(Vis) 1.0 nm

Band width(Uv) 1.0 nm

Stray Light** UUC* Reading at 220 nm

Transmission T(%) Absorbance(A)

0.0107

3.9886

**Specific Acceptance :

Transmission ≤ 1.0 T(%), Absorbance ≥ 2.0 A

**Stray light not TISI Accredited

The reported uncertainty is based on a standard uncertainty multiplied by a coverage factor k ,
providing a level of confidence of approximately 95%

End of Calibration Certificate

คุณภาพอากาศในสถานประกอบการ



บริษัท เอส.พี.เอส. คอนซัลติ้ง เซอร์วิส จำกัด
S.P.S. CONSULTING SERVICE CO., LTD.
7 ซอยพหลโยธิน 24 ถนนพหลโยธิน แขวงจอมพล เขตจตุจักร กรุงเทพฯ 10900
7 Soi Phaholyothin 24, Phaholyothin Rd., Jompol, Chatuchak, Bangkok 10900
Tel : (662) 939-4370-72, Fax : (662) 513-4221, E-mail : sale@spscon.com, www.spscon.com

Personal Pump Calibration Report

Calibration Method : Dry Cal Primary Flowmeter

Model : Defender 510-H

S/N : 136164

Environmental Conditions

Temperature : 25 \pm 3 $^{\circ}$ C
Pressure : 1010 \pm 15 mmbar

Personal Pump Data				Calibration Data								
No.	Brand	Model	Serial No.	Date	Flow Rate (ml/min)						Value From Calibration Curve	
					Setting			Actual (Q std.)				
					1	2	3	1	2	3	y	R²
B01	SKC	224-PCXR4	262101	01/04/2022	1,000	1,500	2,000	994	1,497	1,998	1.001x - 3.749	1.000
B02	SKC	224-PCXR4	626166	04/04/2022	1,000	1,500	2,000	1,002	1,505	2,001	1.010x - 20.465	0.999
B03	SKC	224-PCXR4	612968	04/04/2022	1,000	1,500	2,000	996	1,494	2,000	1.006x - 12.986	1.000
B04	SKC	224-PCXR4	602804	01/04/2022	1,000	1,500	2,000	1,000	1,502	1,996	1.001x - 2.928	1.000
B05	SKC	224-PCXR4	612693	12/04/2022	1,000	1,500	2,000	1,003	1,499	2,003	1.012x - 23.061	0.999
B06	SKC	224-PCXR4	262188	01/04/2022	1,000	1,500	2,000	995	1,508	1,999	1.012x - 25.219	0.999
B07	SKC	224-PCXR4	626262	01/04/2022	1,000	1,500	2,000	998	1,492	1,995	0.992x + 6.804	1.000
B08	SKC	224-PCXR4	626100	12/04/2022	1,000	1,500	2,000	1,003	1,499	2,003	1.012x - 22.750	0.999
B09	SKC	224-PCXR4	626479	11/04/2022	1,000	1,500	2,000	997	1,490	1,994	0.994x + 3.231	1.000
B10	SKC	224-PCXR4	091950	04/04/2022	1,000	1,500	2,000	994	1,503	2,001	1.016x - 32.594	0.999
B11	SKC	224-PCXR8	564315	06/04/2022	1,000	1,500	2,000	995	1,490	1,998	1.003x - 9.054	1.000
B12	SKC	224-PCXR4	034656	01/04/2022	1,000	1,500	2,000	1,003	1,503	2,003	1.011x - 19.603	0.999
B13	SKC	224-PCXR4	602073	12/04/2022	1,000	1,500	2,000	995	1,500	1,999	1.001x - 4.072	1.000
B14	SKC	224-PCXR4	626313	05/04/2022	1,000	1,500	2,000	998	1,491	1,988	0.992x + 5.727	1.000
B15	SKC	224-PCXR4	626474	01/04/2022	1,000	1,500	2,000	1,003	1,502	2,005	1.012x - 22.726	0.999
B16	SKC	224-PCXR4	626477	11/04/2022	1,000	1,500	2,000	994	1,504	2,000	1.014x - 30.627	0.999
B17	SKC	224-PCXR4	626860	04/04/2022	1,000	1,500	2,000	997	1,495	1,991	0.997x + 0.479	1.000
B18	SKC	224-PCXR4	691484	04/04/2022	1,000	1,500	2,000	1,003	1,501	2,001	1.010x - 19.424	0.999
B19	SKC	224-PCXR4	691599	01/04/2022	1,000	1,500	2,000	995	1,503	1,999	1.005x - 8.224	1.000
B20	SKC	224-PCXR4	691587	04/04/2022	1,000	1,500	2,000	993	1,504	1,999	1.014x - 30.520	0.999
B21	SKC	224-PCXR4	691531	04/04/2022	1,000	1,500	2,000	993	1,499	1,992	1.000x - 4.714	1.000
B22	SKC	224-PCXR4	691654	04/04/2022	1,000	1,500	2,000	1,004	1,501	2,004	1.012x - 20.788	0.999
B23	SKC	224-PCXR4	798393	12/04/2022	1,000	1,500	2,000	994	1,505	2,002	1.017x - 33.567	0.999
B24	SKC	224-PCXR4	626363	04/04/2022	1,000	1,500	2,000	1,000	1,502	2,005	1.016x - 28.210	0.999
B25	SKC	224-PCXR4	798489	01/04/2022	1,000	1,500	2,000	1,001	1,512	2,001	0.998x + 5.009	1.000
B26	SKC	224-PCXR4	798479	12/04/2022	1,000	1,500	2,000	998	1,499	1,993	0.997x + 1.855	1.000
B27	SKC	224-PCXR4	691673	04/04/2022	1,000	1,500	2,000	993	1,503	2,001	1.017x - 33.826	0.999
B28	SKC	224-PCXR4	691570	04/04/2022	1,000	1,500	2,000	1,001	1,500	2,002	1.013x - 24.230	0.999
B29	SKC	224-PCXR4	626472	06/04/2022	1,000	1,500	2,000	999	1,494	1,998	1.002x - 6.378	1.000
B30	SKC	224-PCXR4	691489	06/04/2022	1,000	1,500	2,000	1,004	1,500	2,004	1.012x - 22.431	0.999
B31	SKC	224-PCXR4	691509	12/04/2022	1,000	1,500	2,000	993	1,495	1,995	1.002x - 7.965	1.000
B32	SKC	224-PCXR4	091567	04/04/2022	1,000	1,500	2,000	993	1,504	2,001	1.015x - 30.208	0.999
B33	SKC	224-PCXR4	091756	01/04/2022	1,000	1,500	2,000	994	1,496	1,991	0.996x + 0.475	1.000
B34	SKC	224-PCXR4	612962	04/04/2022	1,000	1,500	2,000	1,002	1,501	2,002	1.011x - 21.135	0.999
B35	SKC	224-PCXR4	602682	11/04/2022	1,000	1,500	2,000	994	1,498	1,996	1.001x - 6.493	1.000
B36	SKC	224-PCXR4	626164	04/04/2022	1,000	1,500	2,000	1,000	1,497	1,999	0.999x - 2.393	1.000
B37	SKC	224-PCXR4	626256	01/04/2022	1,000	1,500	2,000	994	1,506	2,002	1.016x - 31.285	0.999
B38	SKC	224-PCXR4	626167	04/04/2022	1,000	1,500	2,000	997	1,497	1,996	1.001x - 4.387	1.000
B39	SKC	224-PCXR4	034637	04/04/2022	1,000	1,500	2,000	1,003	1,500	2,002	1.012x - 22.527	0.999
B40	SKC	224-PCXR4	798349	12/04/2022	1,000	1,500	2,000	992	1,505	2,000	1.017x - 34.109	0.999

Calibrated by :

Phakhinai Khongkomnerd

(Mr. Phakhinai Khongkomnerd)

Approved by :

Peera Detudom

(Mr. Peera Detudom)



บริษัท เอส.พี.เอส. คอนซัลติ้ง เซอร์วิส จำกัด
S.P.S. CONSULTING SERVICE CO., LTD.
7 ซอยพหลโยธิน 24 ถนนพหลโยธิน แขวงจอมพล เขตจตุจักร กรุงเทพฯ 10900
7 Soi Phaholyothin 24, Phaholyothin Rd., Jompol, Chatuchak, Bangkok 10900
Tel : (662) 939-4370-72, Fax : (662) 513-4221, E-mail : sale@spscon.com., www.spscon.com

Personal Pump Calibration Report

Calibration Method : Dry Cal Primary Flowmeter

Model : Defender 510-H

S/N : 136164

Environmental Conditions

Temperature : 25 \pm 3 $^{\circ}$ C
Pressure : 1010 \pm 15 mmbar

Personal Pump Data				Calibration Data								
No.	Brand	Model	Serial No.	Date	Flow Rate (ml/min)						Value From Calibration Curve	
					Setting			Actual (Q std.)				
					1	2	3	1	2	3	y	R ²
B41	SKC	224-PCXR4	612669	04/04/2022	1,000	1,500	2,000	998	1,496	1,989	0.994x + 3.829	1.000
B42	SKC	224-PCXR4	626041	01/04/2022	1,000	1,500	2,000	1,003	1,498	1,993	0.990x + 12.348	1.000
B43	SKC	224-PCXR4	034636	11/04/2022	1,000	1,500	2,000	1,001	1,501	1,992	0.990x + 12.839	1.000
B44	SKC	224-PCXR8	529341	01/04/2022	1,000	1,500	2,000	1,002	1,501	2,002	1.011x - 21.577	0.999
B45	SKC	224-PCXR8	529594	12/04/2022	1,000	1,500	2,000	997	1,498	1,992	0.995x + 2.928	1.000
B46	SKC	224-PCXR8	566743	04/04/2022	1,000	1,500	2,000	994	1,504	2,002	1.016x - 33.204	0.999
B47	SKC	224-PCXR8	566747	01/04/2022	1,000	1,500	2,000	1,002	1,500	2,004	1.013x - 24.202	0.999
B48	SKC	224-PCXR8	566753	01/04/2022	1,000	1,500	2,000	999	1,494	1,997	0.999x + 1.795	1.000
B49	SKC	224-PCXR8	566780	12/04/2022	1,000	1,500	2,000	1,003	1,502	2,003	1.011x - 21.031	0.999
B50	SKC	224-PCXR8	500400	01/04/2022	1,000	1,500	2,000	1,002	1,495	2,002	1.001x + 2.900	1.000
B51	SKC	224-PCXR8	500363	01/04/2022	1,000	1,500	2,000	995	1,504	2,000	1.012x - 26.268	0.999
B52	SKC	224-PCXR8	093186	11/04/2022	1,000	1,500	2,000	995	1,498	1,994	0.997x - 1.240	1.000
B53	SKC	224-PCXR8	707670	01/04/2022	1,000	1,500	2,000	1,002	1,499	2,004	1.012x - 22.742	0.999
B54	SKC	224-PCXR3	509821	11/04/2022	1,000	1,500	2,000	993	1,501	2,001	1.016x - 33.718	0.999
B55	SKC	224-PCXR3	510710	01/04/2022	1,000	1,500	2,000	1,000	1,494	1,994	0.994x + 4.635	1.000
B56	SKC	224-PCXR3	511450	01/04/2022	1,000	1,500	2,000	1,002	1,500	2,001	1.011x - 20.684	0.999
B57	SKC	224-PCXR3	510798	12/04/2022	1,000	1,500	2,000	997	1,493	1,998	1.001x + 3.398	1.000
B58	SKC	224-PCXR3	509852	04/04/2022	1,000	1,500	2,000	1,001	1,498	2,000	1.007x - 19.631	0.999
B59	SKC	224-PCXR3	509862	01/04/2022	1,000	1,500	2,000	996	1,503	1,995	0.998x + 2.916	1.000
B60	SKC	224-PCXR3	512655	01/04/2022	1,000	1,500	2,000	1,002	1,500	2,004	1.013x - 23.891	0.999
B61	SKC	224-PCXR3	503915	12/04/2022	1,000	1,500	2,000	994	1,489	1,999	1.004x - 11.786	1.000
B62	SKC	224-PCXR3	505975	12/04/2022	1,000	1,500	2,000	999	1,494	1,995	0.997x - 0.503	1.000
B63	SKC	224-PCXR3	511432	01/04/2022	1,000	1,500	2,000	991	1,501	2,000	1.017x - 36.139	0.999
B64	SKC	224-PCXR3	508302	04/04/2022	1,000	1,500	2,000	997	1,493	1,990	0.994x + 3.992	1.000
B65	SKC	224-PCXR3	508310	01/04/2022	1,000	1,500	2,000	1,002	1,500	2,003	1.012x - 23.109	0.999
B66	SKC	224-PCXR3	509861	12/04/2022	1,000	1,500	2,000	1,002	1,491	1,991	0.987x + 14.701	1.000
B67	SKC	224-PCXR3	506295	12/04/2022	1,000	1,500	2,000	993	1,507	2,004	1.017x - 33.104	0.999
B68	SKC	224-PCXR3	505872	12/04/2022	1,000	1,500	2,000	1,002	1,491	1,997	0.994x + 5.556	1.000
B69	SKC	224-PCXR3	508375	01/04/2022	1,000	1,500	2,000	1,001	1,500	2,000	1.010x - 21.689	0.999
B70	SKC	224-PCXR3	510623	11/04/2022	1,000	1,500	2,000	992	1,503	1,997	1.002x - 6.693	1.000
B71	SKC	224-PCXR3	508367	12/04/2022	1,000	1,500	2,000	991	1,506	2,002	1.018x - 36.227	0.999
B72	SKC	224-PCXR3	505977	12/04/2022	1,000	1,500	2,000	1,001	1,498	1,993	0.992x + 7.087	1.000
B73	SKC	224-PCXR3	512606	01/04/2022	1,000	1,500	2,000	1,001	1,501	2,005	1.014x - 24.517	0.999
B74	SKC	224-PCXR3	505993	12/04/2022	1,000	1,500	2,000	996	1,495	1,994	0.999x - 4.363	1.000
B75	SKC	224-PCXR3	509820	12/04/2022	1,000	1,500	2,000	996	1,499	1,992	0.995x + 2.429	1.000
B76	SKC	224-PCXR3	509811	12/04/2022	1,000	1,500	2,000	992	1,498	1,998	1.007x - 15.040	1.000
B77	SKC	224-PCXR3	508301	12/04/2022	1,000	1,500	2,000	1,000	1,501	2,003	1.014x - 26.643	0.999
B78	SKC	224-PCXR3	510677	01/04/2022	1,000	1,500	2,000	996	1,503	1,999	1.012x - 27.520	0.999
B79	SKC	224-PCXR3	510920	01/04/2022	1,000	1,500	2,000	994	1,493	1,994	0.999x - 3.705	1.000

Calibrated by :

Phakhinai Khongkomnerd
(Mr. Phakhinai Khongkomnerd)

Approved by :

Peera Detudom
(Mr. Peera Detudom)



บริษัท เอส.พี.เอส. คอนซัลติ้ง เซอร์วิส จำกัด
S.P.S. CONSULTING SERVICE CO., LTD.
7 ซอยพหลโยธิน 24 ถนนพหลโยธิน แขวงจอมพล เขตจตุจักร กรุงเทพฯ 10900
7 Soi Phaholyothin 24, Phaholyothin Rd., Jompol, Chatuchak, Bangkok 10900
Tel : (662) 939-4370-72, Fax : (662) 513-4221, E-mail : sale@spscon.com, www.spscon.com

Personal Pump Calibration Report

Calibration Method : Dry Cal Primary Flowmeter

Model : Defender 510-H

S/N : 136164

Environmental Conditions

Temperature : 25 \pm 3 $^{\circ}\text{C}$
Pressure : 1010 \pm 15 mmbar

Personal Pump Data				Calibration Data								
No.	Brand	Model	Serial No.	Date	Flow Rate (ml/min)						Value From Calibration Curve	
					Setting			Actual (Q std.)				
					1	2	3	1	2	3	y	R ²
B41	SKC	224-PCXR4	612669	06/07/2022	1,000	1,500	2,000	998	1,496	1,990	0.994x + 3.749	1.000
B42	SKC	224-PCXR4	626041	06/07/2022	1,000	1,500	2,000	1,003	1,498	1,995	0.990x + 12.946	1.000
B43	SKC	224-PCXR4	034636	06/07/2022	1,000	1,500	2,000	999	1,501	1,992	0.991x + 10.805	1.000
B44	SKC	224-PCXR8	529341	06/07/2022	1,000	1,500	2,000	1,002	1,501	2,003	1.012x - 21.857	0.999
B45	SKC	224-PCXR8	529594	04/07/2022	1,000	1,500	2,000	997	1,498	1,989	0.994x + 4.563	1.000
B46	SKC	224-PCXR8	566743	01/07/2022	1,000	1,500	2,000	994	1,504	2,002	1.016x - 33.363	0.999
B47	SKC	224-PCXR8	566747	04/07/2022	1,000	1,500	2,000	1,002	1,500	2,004	1.013x - 25.000	0.999
B48	SKC	224-PCXR8	566753	04/07/2022	1,000	1,500	2,000	999	1,494	1,998	0.999x - 2.194	1.000
B49	SKC	224-PCXR8	566780	04/07/2022	1,000	1,500	2,000	1,003	1,502	2,003	1.012x - 22.626	0.999
B50	SKC	224-PCXR8	500400	04/07/2022	1,000	1,500	2,000	1,002	1,495	2,002	1.001x - 3.458	1.000
B51	SKC	224-PCXR8	500363	04/07/2022	1,000	1,500	2,000	995	1,504	2,000	1.012x - 26.388	0.999
B52	SKC	224-PCXR8	093186	04/07/2022	1,000	1,500	2,000	995	1,497	1,994	0.997x - 1.360	1.000
B53	SKC	224-PCXR8	707670	04/07/2022	1,000	1,500	2,000	1,002	1,499	2,002	1.010x - 20.947	0.999
B54	SKC	224-PCXR3	509821	01/07/2022	1,000	1,500	2,000	993	1,501	2,001	1.016x - 33.878	0.999
B55	SKC	224-PCXR3	510710	01/07/2022	1,000	1,500	2,000	1,000	1,494	1,993	0.993x + 5.432	1.000
B56	SKC	224-PCXR3	511450	01/07/2022	1,000	1,500	2,000	1,002	1,500	2,001	1.011x - 20.804	0.999
B57	SKC	224-PCXR3	510798	01/07/2022	1,000	1,500	2,000	997	1,493	1,998	1.001x - 3.199	1.000
B58	SKC	224-PCXR3	509852	05/07/2022	1,000	1,500	2,000	1,001	1,498	1,999	1.007x - 19.033	0.999
B59	SKC	224-PCXR3	509862	05/07/2022	1,000	1,500	2,000	996	1,503	1,994	0.997x + 3.115	1.000
B60	SKC	224-PCXR3	512655	04/07/2022	1,000	1,500	2,000	1,002	1,500	2,003	1.012x - 23.691	0.999
B61	SKC	224-PCXR3	503915	04/07/2022	1,000	1,500	2,000	994	1,489	1,998	1.004x - 11.866	1.000
B62	SKC	224-PCXR3	505975	04/07/2022	1,000	1,500	2,000	999	1,494	1,996	0.997x - 0.104	1.000
B63	SKC	224-PCXR3	511432	01/07/2022	1,000	1,500	2,000	991	1,501	1,999	1.017x - 35.541	0.999
B64	SKC	224-PCXR3	508302	01/07/2022	1,000	1,500	2,000	997	1,493	1,989	0.992x + 5.947	1.000
B65	SKC	224-PCXR3	508310	04/07/2022	1,000	1,500	2,000	1,002	1,500	2,003	1.012x - 22.949	0.999
B66	SKC	224-PCXR3	509861	05/07/2022	1,000	1,500	2,000	1,002	1,491	1,991	0.988x + 13.425	1.000
B67	SKC	224-PCXR3	506295	01/07/2022	1,000	1,500	2,000	993	1,507	2,004	1.017x - 32.945	0.999
B68	SKC	224-PCXR3	505872	01/07/2022	1,000	1,500	2,000	1,002	1,491	1,997	0.994x + 5.755	1.000
B69	SKC	224-PCXR3	508375	01/07/2022	1,000	1,500	2,000	1,001	1,500	2,000	1.010x - 21.569	0.999
B70	SKC	224-PCXR3	510623	04/07/2022	1,000	1,500	2,000	992	1,503	1,997	1.002x - 6.533	1.000
B71	SKC	224-PCXR3	508367	05/07/2022	1,000	1,500	2,000	990	1,506	2,002	1.018x - 37.184	0.999
B72	SKC	224-PCXR3	505977	05/07/2022	1,000	1,500	2,000	1,001	1,498	1,993	0.993x + 5.652	1.000
B73	SKC	224-PCXR3	512606	04/07/2022	1,000	1,500	2,000	1,001	1,501	2,005	1.013x - 24.278	0.999
B74	SKC	224-PCXR3	505993	01/07/2022	1,000	1,500	2,000	996	1,495	1,994	1.000x - 4.682	1.000
B75	SKC	224-PCXR3	509820	01/07/2022	1,000	1,500	2,000	996	1,499	1,990	0.994x + 3.625	1.000
B76	SKC	224-PCXR3	509811	04/07/2022	1,000	1,500	2,000	993	1,498	1,998	1.007x - 14.602	1.000
B77	SKC	224-PCXR3	508301	04/07/2022	1,000	1,500	2,000	1,000	1,501	2,004	1.014x - 26.842	0.999
B78	SKC	224-PCXR3	510677	04/07/2022	1,000	1,500	2,000	996	1,503	1,998	1.012x - 27.121	0.999
B79	SKC	224-PCXR3	510920	04/07/2022	1,000	1,500	2,000	994	1,493	1,994	0.999x - 3.506	1.000

Calibrated by :

Phakhinai Khongkomnerd
(Mr. Phakhinai Khongkomnerd)

Approved by :

(Mr. Peera Detudom)



บริษัท เอส.พี.เอส. คอนซัลติ้ง เซอร์วิส จำกัด
S.P.S. CONSULTING SERVICE CO., LTD.
7 ซอยพหลโยธิน 24 ถนนพหลโยธิน แขวงจอมพล เขตจตุจักร กรุงเทพฯ 10900
7 Soi Phaholyothin 24, Phaholyothin Rd., Jompol, Chatuchak, Bangkok 10900
Tel : (662) 939-4370-72, Fax : (662) 513-4221, E-mail : sale@spscon.com., www.spscon.com

Personal Pump Calibration Report

Calibration Method : Dry Cal Primary Flowmeter

Model : Defender 510-H

S/N : 136164

Environmental Conditions

Temperature : 25 \pm 3 $^{\circ}$ C
Pressure : 1010 \pm 15 mmbar

Personal Pump Data				Calibration Data								
No.	Brand	Model	Serial No.	Date	Flow Rate (ml/min)						Value From Calibration Curve	
					Setting			Actual (Q std.)				
					1	2	3	1	2	3	y	R²
B80	SKC	224-PCXR3	504569	01/07/2022	1,000	1,500	2,000	1,003	1,499	2,001	1.011x - 21.873	0.999
B81	SKC	224-PCXR3	503480	01/07/2022	1,000	1,500	2,000	996	1,499	2,000	1.013x - 28.489	0.999
B82	SKC	224-PCXR3	505673	04/07/2022	1,000	1,500	2,000	993	1,499	1,996	1.001x - 6.102	1.000
B83	SKC	224-PCXR3	510785	05/07/2022	1,000	1,500	2,000	1,000	1,499	2,002	1.012x - 24.266	0.999
B84	SKC	224-PCXR3	508333	04/07/2022	1,000	1,500	2,000	997	1,495	1,991	0.996x + 1.460	1.000
B85	SKC	224-PCXR3	505757	01/07/2022	1,000	1,500	2,000	993	1,502	1,998	1.013x - 29.678	0.999
B86	SKC	224-PCXR3	512625	01/07/2022	1,000	1,500	2,000	1,003	1,502	2,004	1.012x - 22.383	0.999
B87	SKC	224-PCXR3	504324	06/07/2022	1,000	1,500	2,000	998	1,496	2,000	1.001x - 2.385	1.000
B88	SKC	224-PCXR3	508307	06/07/2022	1,000	1,500	2,000	997	1,498	1,994	0.997x + 1.093	1.000
B89	SKC	224-PCXR3	509860	06/07/2022	1,000	1,500	2,000	1,000	1,500	2,003	1.014x - 25.845	0.999
B90	SKC	224-PCXR3	508366	06/07/2022	1,000	1,500	2,000	992	1,502	2,000	1.015x - 32.055	0.999
B91	SKC	224-PCXR3	510919	04/07/2022	1,000	1,500	2,000	1,000	1,498	1,996	0.999x - 0.694	1.000
B92	SKC	224-PCXR3	510987	04/07/2022	1,000	1,500	2,000	1,002	1,501	2,004	1.013x - 23.312	0.999
B93	SKC	224-PCXR3	509845	05/07/2022	1,000	1,500	2,000	1,000	1,496	1,998	1.000x - 2.501	1.000
B94	SKC	224-PCXR8	A127871	05/07/2022	1,000	1,500	2,000	1,000	1,500	2,002	1.014x - 25.765	0.999
B95	SKC	224-PCXR8	A127921	05/07/2022	1,000	1,500	2,000	992	1,502	2,001	1.016x - 33.052	0.999
B96	SKC	224-PCXR8	A127942	05/07/2022	1,000	1,500	2,000	996	1,498	1,996	1.002x - 5.799	1.000
B97	SKC	224-PCXR8	A127955	05/07/2022	1,000	1,500	2,000	1,003	1,501	2,003	1.012x - 21.717	0.999
B98	SKC	224-PCXR8	A127956	05/07/2022	1,000	1,500	2,000	1,000	1,498	1,998	0.999x - 1.863	0.999

Calibrated by :

Phakhinai Khongkomnerd
(Mr. Phakhinai Khongkomnerd)

Approved by :

(Mr. Peera Detudom)



บริษัท เอส.พี.เอส. คอนซัลติ้ง เซอร์วิส จำกัด

S.P.S. CONSULTING SERVICE CO., LTD.

7 ซอยพหลโยธิน 24 ถนนพหลโยธิน แขวงจอมพล เขตจตุจักร กรุงเทพฯ 10900

7 Soi Phaholyothin 24, Phaholyothin Rd., Jompol, Chatuchak, Bangkok 10900

Tel : (662) 939-4370-72. Fax : (662) 513-4221. E-mail : sale@spscon.com., www.spscon.com

Rotameter Calibration Report (For Personal Pump High Flow Adjust)

Calibration Method : Dry Cal Primary Flowmeter

Model : Defender 510-H

S/N : 136164

Calibration Data

Rotameter Data			Calibration Data								
No.	Brand	Model	Date	Flow Rate (ml/min)						Value From Calibration Curve	
				Flow Rate (Reading)			Actual (Q std.)				
				1	2	3	1	2	3	y	R ²
H-B01	Dwyer	VFB-65	01/04/2022	500	1,000	2,000	505.5	988.5	1973.5	0.990x + 8.611	1.000
H-B02	Dwyer	VFB-65	04/04/2022	500	1,000	2,000	495.5	997.8	1995.3	0.998x - 4.832	1.000
H-B03	Dwyer	VFB-65	01/04/2022	500	1,000	2,000	499.1	987.5	2009.2	1.004x - 15.366	0.999
H-B04	Dwyer	VFB-65	01/04/2022	500	1,000	2,000	500.4	999.1	2008.7	0.998x - 2.127	1.000
H-B05	Dwyer	VFB-65	01/04/2022	500	1,000	2,000	498.6	997.4	1972.3	0.981x + 20.608	1.000
H-B06	Dwyer	VFB-65	05/04/2022	500	1,000	2,000	501.0	993.4	1981.4	1.006x + 12.163	0.999
H-B07	Dwyer	VFB-65	01/04/2022	500	1,000	2,000	504.5	988.6	2018.3	1.001x + 1.713	1.000
H-B08	Dwyer	VFB-65	04/04/2022	500	1,000	2,000	499.8	999.2	1975.4	0.996x - 3.367	0.999
H-B09	Dwyer	VFB-65	01/04/2022	500	1,000	2,000	503.7	1007.0	2014.3	0.994x - 14.557	1.000
H-B10	Dwyer	VFB-65	01/04/2022	500	1,000	2,000	493.7	998.6	2012.4	0.998x + 0.535	1.000

Calibrated by :

Phakhinai Khongkomnerd
(Mr. Phakhinai Khongkomnerd)

Approved by :

Peera Detudom
(Mr. Peera Detudom)



บริษัท เอส.พี.เอส. คอนซัลติ้ง เซอร์วิส จำกัด
S.P.S. CONSULTING SERVICE CO., LTD.
7 ซอยพหลโยธิน 24 ถนนพหลโยธิน แขวงจอมพล เขตจตุจักร กรุงเทพฯ 10900
7 Soi Phaholyothin 24, Phaholyothin Rd., Jompol, Chatuchak, Bangkok 10900
Tel : (662) 939-4370-72, Fax : (662) 513-4221, E-mail : sale@spscon.com., www.spscon.com

Rotameter Calibration Report (For Personal Pump Low Flow Adjust)

Calibration Method : Dry Cal Primary Flowmeter

Model : Defender 510-H

S/N : 136164

Calibration Data

Rotameter Data			Calibration Data								
No.	Brand	Model	Date	Flow Rate (ml/min)						Value From Calibration Curve	
				Flow Rate (Reading)			Actual (Q std.)				
				1	2	3	1	2	3	y	R ²
L-B01	Dwyer	VFA-21	01/04/2022	50	100	200	50.7	99.5	198.5	0.985x + 1.282	1.000
L-B02	Dwyer	VFA-21	04/04/2022	50	100	200	49.8	99.8	198.3	1.016x - 2.084	1.000
L-B03	Dwyer	VFA-21	01/04/2022	50	100	200	50.4	98.8	197.9	1.017x - 2.648	1.000
L-B04	Dwyer	VFA-21	01/04/2022	50	100	200	49.5	101.6	201.1	0.995x + 1.217	1.000
L-B05	Dwyer	VFA-21	01/04/2022	50	100	200	50.1	98.1	201.2	0.993x + 0.208	1.000
L-B06	Dwyer	VFA-21	05/04/2022	50	100	200	50.3	100.1	202.6	1.010x + 0.004	1.000
L-B07	Dwyer	VFA-21	01/04/2022	50	100	200	49.8	100.4	200.1	1.016x - 1.655	1.000
L-B08	Dwyer	VFA-21	04/04/2022	50	100	200	50.2	100.9	198.1	0.999x - 0.281	1.000
L-B09	Dwyer	VFA-21	01/04/2022	50	100	200	49.2	99.6	201.1	1.022x - 2.466	1.000
L-B10	Dwyer	VFA-21	01/04/2022	50	100	200	50.6	100.2	203.2	0.992x + 2.233	1.000

Calibrated by :

Phakhirai Khongkomnerd
(Mr. Phakhinai Khongkomnerd)

Approved by :

Peera Detudom
(Mr. Peera Detudom)



บริษัท เอส.พี.เอส. คอนซัลติ้ง เซอร์วิส จำกัด
S.P.S. CONSULTING SERVICE CO., LTD.
7 ซอยพหลโยธิน 24 ถนนพหลโยธิน แขวงจอมพล เขตจตุจักร กรุงเทพฯ 10900
7 Soi Phaholyothin 24, Phaholyothin Rd., Jompol, Chatuchak, Bangkok 10900
Tel : (662) 939-4370-72. Fax : (662) 513-4221, E-mail : sale@spscon.com, www.spscon.com

Rotameter Calibration Report (For Personal Pump High Flow Adjust)

Calibration Method : Dry Cal Primary Flowmeter

Model : Defender 510-H

S/N : 136164

Calibration Data

Rotameter Data			Calibration Data								
No.	Brand	Model	Date	Flow Rate (ml/min)						Value From Calibration Curve	
				Flow Rate (Reading)			Actual (Q std.)				
				1	2	3	1	2	3	y	R ²
H-B01	Dwyer	VFB-65	04/07/2022	500	1,000	2,000	505.3	989.5	1973.5	0.990x + 8.629	1.000
H-B02	Dwyer	VFB-65	04/07/2022	500	1,000	2,000	495.3	997.8	1995.3	0.999x - 1.842	1.000
H-B03	Dwyer	VFB-65	05/07/2022	500	1,000	2,000	497.9	987.5	2010.2	1.006x - 16.084	0.999
H-B04	Dwyer	VFB-65	05/07/2022	500	1,000	2,000	500.4	999.5	2008.7	0.998x - 1.698	1.000
H-B05	Dwyer	VFB-65	01/07/2022	500	1,000	2,000	498.6	997.4	1982.3	0.988x + 13.004	1.000
H-B06	Dwyer	VFB-65	04/07/2022	500	1,000	2,000	503.9	994.2	1981.4	1.005x - 8.757	0.999
H-B07	Dwyer	VFB-65	04/07/2022	500	1,000	2,000	504.1	993.3	2018.3	1.002x - 1.639	1.000
H-B08	Dwyer	VFB-65	01/07/2022	500	1,000	2,000	500.2	999.2	1975.8	0.996x + 3.649	0.999
H-B09	Dwyer	VFB-65	01/07/2022	500	1,000	2,000	503.7	1006.6	2014.3	0.994x + 14.328	1.000
H-B10	Dwyer	VFB-65	04/07/2022	500	1,000	2,000	496.9	998.6	2012.4	0.997x + 3.130	1.000

Calibrated by :

Phakhinai Khongkomnerd
(Mr. Phakhinai Khongkomnerd)

Approved by :

Peera Detudom
(Mr. Peera Detudom)



บริษัท เอส.พี.เอส. คอนซัลติ้ง เซอร์วิส จำกัด

S.P.S. CONSULTING SERVICE CO., LTD.

7 ซอยพหลโยธิน 24 ถนนพหลโยธิน แขวงจอมพล เขตจตุจักร กรุงเทพฯ 10900
7 Soi Phaholyothin 24, Phaholyothin Rd., Jompol, Chatuchak, Bangkok 10900

Tel : (662) 939-4370-72, Fax : (662) 513-4221, E-mail : sale@spscon.com., www.spscon.com

Rotameter Calibration Report (For Personal Pump Low Flow Adjust)

Calibration Method : Dry Cal Primary Flowmeter

Model : Defender 510-H

S/N : 136164

Rotameter Data			Calibration Data								
No.	Brand	Model	Date	Flow Rate (ml/min)						Value From Calibration Curve	
				Flow Rate (Reading)			Actual (Q std.)				
				1	2	3	1	2	3	y	R ²
L-B01	Dwyer	VFA-21	04/07/2022	50	100	200	50.7	99.1	198.9	0.986x + 1.078	1.000
L-B02	Dwyer	VFA-21	04/07/2022	50	100	200	50.2	99.4	198.3	1.004x - 1.615	0.999
L-B03	Dwyer	VFA-21	05/07/2022	50	100	200	50.8	98.8	198.3	1.016x - 2.213	1.000
L-B04	Dwyer	VFA-21	05/07/2022	50	100	200	49.9	102.0	201.1	0.994x + 1.640	1.000
L-B05	Dwyer	VFA-21	01/07/2022	50	100	200	50.5	98.1	200.8	0.991x + 0.476	1.000
L-B06	Dwyer	VFA-21	04/07/2022	50	100	200	50.3	100.5	203.0	0.999x + 0.476	0.999
L-B07	Dwyer	VFA-21	04/07/2022	50	100	200	49.4	100.8	199.7	1.016x - 1.898	1.000
L-B08	Dwyer	VFA-21	01/07/2022	50	100	200	49.8	101.3	198.1	0.999x - 0.218	1.000
L-B09	Dwyer	VFA-21	01/07/2022	50	100	200	49.6	99.6	200.7	1.010x - 1.907	0.999
L-B10	Dwyer	VFA-21	04/07/2022	50	100	200	51.0	100.2	202.8	0.992x + 2.266	1.000

Calibrated by :

Phakhinai Khongkomnerd
(Mr. Phakhinai Khongkomnerd)

Approved by :

Peera Detudom
(Mr. Peera Detudom)

**QUALITY CALIBRATION CO.,LTD.**

235 Petchkasem 63/2 Road, Laksong, Bangkae, Bangkok 10160

Tel (662) 421-5402, (662) 444-0152-3, Fax (662) 809-4584

www.qcalibration.com

CERTIFICATE No : 22M2567

REFERENCE No : 64386-1

PAGE : 1 OF 2

Certificate of Calibration

EQUIPMENT : DIGITAL BALANCE

MANUFACTURER : METTLER TOLEDO

MODEL : XS 105DU

SERIAL No : 1126422905

ID No : BA 05/50

CONDITION AS RECEIVED : USED ITEM

SUBMITTED BY : S.P.S. CONSULTING SERVICE CO., LTD.
7 SOI PHAHOLYOTHIN 24, PHAHOLYOTHIN RD.,
JOMPOL, CHATUCHAK, BANGKOK 10900

CALIBRATED BY : TETNITHI W.

CALIBRATION DATE : 11-Mar-22

APPROVED BY : 
PONGSAK J.

ISSUED DATE : 17-Mar-22

RECEIVED DATE : 11-Mar-22

THIS CERTIFICATE MAY NOT BE REPRODUCED OTHER THAN IN FULL EXCEPT WITH THE PRIOR WRITTEN APPROVAL OF
QUALITY CALIBRATION CO., LTD.



CERTIFICATE No : 22M2567

PAGE : 2 OF 2

Calibration Report

EQUIPMENT	:	DIGITAL BALANCE	MODEL	:	XS 105DU
MANUFACTURER	:	METTLER TOLEDO	S/N	:	1126422905
ID No	:	BA 05/50	RECEIVED DATE	:	11-Mar-22
AIR PRESSURE	:	1008mbar \pm 1mbar	CALIBRATION DATE	:	11-Mar-22
AMBIENT TEMPERATURE	:	22° C \pm 1° C	RELATIVE HUMIDITY	:	49 %RH \pm 10 % RH

CONDITION OF THIS RESULTS OF CALIBRATION

1. THIS INSTRUMENT WAS CALIBRATED BY ACCORDING TO UKAS LAB 14 EDITION 6:2019 BY USING KNOWN WEIGHT STANDARD WEIGHT. THE BALANCE WAS NOT ADJUSTED BEFORE CALIBRATION. THE BALANCE HAS NO ZERO TRACKING FUNCTION. REPEATABILITY WAS MEASURED BY USING 10 REPEATED MEASUREMENTS. LINEARITY WAS MEASURED COVERING 10 POINTS, EVENLY SPREAD OVER THE RANGE. THE INSTRUMENT WAS SET ZERO BEFORE PERFORMING THE LINEARITY TEST. OFF-CENTER LOADING WAS MEASURED BY USING STANDARD WEIGHTS PLACED ON THE PAN AND MOVED TO VARIOUS POSITIONS ON THE PAN.

2. REFERENCE STANDARD INSTRUMENTS :-

INSTRUMENT	MODEL	SERIAL No	CERTIFICATE No	DUE DATE
1) STANDARD WEIGHT SET	E2	QK-I-151	C02210415	09-Feb-23

3. THIS RESULT WAS FOUND ACCURATE AS SHOWN ON DATE AND PLACE OF CALIBRATION ONLY.

4. THIS RESULT EXCLUDE LONG TERM STABILITY OF THE UNIT UNDER CALIBRATION.

5. THIS CERTIFICATE IS TRACEABLE TO THE INTERNATIONAL SYSTEM OF UNIT MAINTAINED AT:-

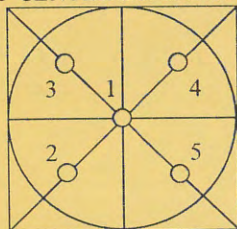
- NATIONAL INSTITUTE OF METROLOGY (THAILAND) THROUGH CENTRAL BUREAU OF WEIGHTS&MEASURES

RESULT OF CALIBRATION :- WITHOUT ADJUSTMENT

1. ZERO SETTING FUNCTION : NORMAL
2. TARE FUNCTION : NORMAL
3. REPEATABILITY OF READING AT 20 g WAS 0.000004 g
4. REPEATABILITY OF READING AT 100 g WAS 0.000048 g
5. DEPARTURE FROM NOMINAL VALUE/ LINEARITY

NOMINAL VALUE (g)	BALANCE READING (g)	CORRECTION (g)	UNCERTAINTY (\pm g)
0.00	0.00000	0.00000	0.000058
0.02	0.01999	0.00001	0.000058
0.10	0.09999	0.00001	0.000059
0.20	0.19999	0.00001	0.000059
0.50	0.50001	-0.00001	0.000058
1.00	1.00001	-0.00001	0.000059
2.00	2.00000	0.00000	0.000059
5.00	5.00001	-0.00001	0.000061
10.00	10.00005	-0.00005	0.000063
20.00	20.00006	-0.00006	0.000069
50.00	50.0000	0.0000	0.00011
100.00	100.0001	-0.0001	0.00019
120.00	120.0001	-0.0001	0.00022

6. OFF CENTER LOADING ERROR



POINT	READING (g)	
1	10.00001	50.0000
2	10.00002	50.0000
3	10.00001	50.0000
4	10.00001	50.0000
5	10.00002	50.0001
OFF-CENTER LOADING	0.00001	0.0001

NOTE: THIS CALIBRATION WAS CARRIED OUT AT THE CUSTOMER'S PLACE AT PRODUCTION AREA

THE REPORTED UNCERTAINTY OF MEASUREMENT WAS BASED ON A STANDARD UNCERTAINTY MULTIPLIED BY A COVERAGE FACTOR $k=2$, PROVIDING A LEVEL OF CONFIDENCE APPROXIMATELY 95%.

END OF CALIBRATION REPORT



Certificate of Calibration

Aquion : Anion (ID#894)

This certificate is to verify that instrument below are calibrated
by Archemica Lab Co.,Ltd.

AQUION S/N : 190840059

AS-DV S/N : 190915235

for

S.P.S. Consulting Service Co., Ltd.

ARCHEMICA LAB
บริษัท อาร์เคมีกา แล็บ จำกัด
ARCHEMICA LAB CO.,LTD.

Operator Signature : K. CHANNARONG Date : Jul 5, 2021

(Mr. Channarong Khiao-Un)

Test Engineer



Certificate of Calibration

Aquion : Anion (ID#894)

This certificate is to verify that instrument below are calibrated
by Archemica Lab Co.,Ltd.

AQUION S/N : 190840059

AS-DV S/N : 190915235

for

S.P.S. Consulting Service Co., Ltd.



Operator Signature : K. CHANNARONG Date : Jan 5, 2022

(Mr. Channarong Khiao-Un)

Test Engineer

ระดับเสียงในสถานประกอบการ

THAILAND INSTITUTE OF SCIENTIFIC AND TECHNOLOGICAL RESEARCH (TISTR)

Request No. 21-65/0455

MTC No. EEL. BP. 41/0465

CALIBRATION CERTIFICATE

Submitted by : S.P.S. Consulting Service Co.,Ltd.

Address : 7 Soi Phaholyothin 24, Phaholyothin Road, Jompol, Chatuchak, Bangkok 10900.

Calibrated at : Electrical and Electronic Standards Laboratory, Industrial Metrology and Testing Service Centre.
: Soi 1C, Bangpoo Industrial Estate, Sukhumvit Rd., Muang, Samutprakan 10280.

Instrument Calibrated :

Description : Sound Calibrator

Manufacturer : ACO

Model : 2127

Serial No. : 130006

Ambient Environment

Temperature : $(23 \pm 3) ^\circ\text{C}$

Relative Humidity : $(50 \pm 15) \%$

Ambient Pressure : $(101.325 \pm 1.500) \text{ kPa}$

Standards used : 1. Digital Function Synthesizer NF Electronic DF-193A S/N 122037.

2. Measuring Amplifier Bruel&Kjaer 2636 S/N 1537484.

3. Programmable Attenuator Tamagawa TPA-303A S/N OF 2214.

4. Digital Multimeter Agilent 34401A S/N MY44005560.

5. Pressure Transmitter Vaisala PTB202AD S/N T0650001.

6. Audio Analyzer Keithley 2015-P S/N 4106495.

7. Condenser Microphone Bruel&Kjaer 4180 S/N 2889871.

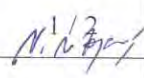
Calibration Procedure: CP-102-04 based on IEC 60942-2003. The sound pressure level of instrument was measured by standard microphone using an insert voltage technique.

This instrument has been calibrated against standards maintained at Electrical and Electronic Standards Laboratory (EEL), which are traceable to the International System of Units through the National Institute of Metrology (Thailand).

The information on actual reading is attached herewith and the uncertainty limits quoted refer to the measured values only.

Date of Receipt : 22 Apr. 2022

Date of Calibration : 28 Apr. 2022



The results relate only to the items tested/calibrated or value assigned.

Advertising the Report/Certificate and publicity of the results except in full are prohibited unless written permission is obtained from the governor of TISTR.

FM.BL.MTC.002 Rev.4

Head Office
35 Mu 3 Tambon Khlong Ha, Amphoe Khlong Luang,
Changwat Pathumthani 12120, Thailand
Tel. (66) 0 2577 9000
Fax. (66) 0 2577 9009
E-mail : rumpai@tistr.or.th Website:www.tistr.or.th

Office/Laboratory
Soi 1C, Bangpoo Industrial Estate, Sukhumvit Road,
Amphoe Muang, Changwat Samutprakan 10280, Thailand
Tel. (66) 0 2323 1672-80 ext. 115, 116
Fax. (66) 0 2323 9165
E-mail : mtc@tistr.or.th

Office
196 Phahonyothin Road, Chatuchak, Bangkok 10900,
Thailand
Tel. (66) 0 2579 1121-30 ext. 5219, 5225, 5217
Fax. (66) 0 2579 8592
E-mail : sumalee@tistr.or.th

THAILAND INSTITUTE OF SCIENTIFIC AND TECHNOLOGICAL RESEARCH (TISTR)

Request No. 21-65/0455

MTC No. EEL. BP. 41/0465

The reported expanded uncertainty is based upon a standard uncertainty multiplied by a coverage factor $k = 2$, providing a level of confidence of approximately 95%.

Nominal Output of Unit Under Test = 94 dB re 20 μ Pa at 1000 Hz

Acoustic Output in dB re 20 μ Pa, Corrected to Reference Conditions: 101.325 kPa, 23.0 °C and 50 %RH.

1. Sound Pressure Level

Standard Microphone Type	Measured Sound Pressure Level (dB)	Deviated value (dB)	Uncertainty (dB)	Tolerance limit IEC60942:2003 Class 1
1/2 inch Bruel&Kjaer 4180	93.93	-0.07	± 0.10	± 0.40 dB

2. Frequency

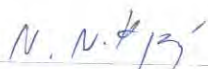
Standard Microphone Type	Measured Frequency (Hz)	Deviated value (Hz)	Uncertainty (Hz)	Tolerance limit IEC60942:2003 Class 1
1/2 inch Bruel&Kjaer 4180	999.9	-0.1	± 1.5	$\pm 1.0\%$


3. Total Distortion

Standard Microphone Type	Measured Total Distortion (%)	Uncertainty (%)	Tolerance limit IEC60942:2003 Class 1
1/2 inch Bruel&Kjaer 4180	1.44	± 0.50	$\pm 3.0\%$

- Note :
1. No adjustment.
 2. The calibrator pressure correction was not included.
 3. The microphone volume correction was not included.

Calibrated by :


(Mr. Nuttapong Niljrusvanit)


(Mr. Tawikiat Iamsamran)

Date of Calibration : 28 Apr. 2022

Date of Issue : 28 Apr. 2022

Approved by :


(Mr. Prawate Kluaypa)
Director

Electrical and Electronic Standards Laboratory
Industrial Metrology and Testing Service Centre

Ref : 2011265042601787001

2 / 2

End of Certificate

The results relate only to the items tested/calibrated or value assigned.

Advertising the Report/Certificate and publicity of the results except in full are prohibited unless written permission is obtained from the governor of TISTR.

FM.BL.MTC.002 Rev.4

Head Office
35 Mu 3 Tambon Khlong Ha, Amphoe Khlong Luang,
Changwat Pathumthani 12120, Thailand
Tel. (66) 0 2577 9000
Fax. (66) 0 2577 9009
E-mail : rumpai@tistr.or.th Website:www.tistr.or.th

Office/Laboratory
Soi 1C, Bangpoo Industrial Estate, Sukhumvit Road,
Amphoe Muang, Changwat Samutprakan 10280, Thailand
Tel. (66) 0 2323 1672-80 ext. 115, 116
Fax. (66) 0 2323 9165
E-mail : mtc@tistr.or.th

Office
196 Phahonyothin Road, Chatuchak, Bangkok 10900,
Thailand
Tel. (66) 0 2579 1121-30 ext. 5219, 5225, 5217
Fax. (66) 0 2579 8592
E-mail : sumalee@tistr.or.th

THAILAND INSTITUTE OF SCIENTIFIC AND TECHNOLOGICAL RESEARCH (TISTR)

Request No. 21-65/0378

MTC No. EEL. BP. 52/0365

CALIBRATION CERTIFICATE

Submitted by : S.P.S CONSULTING SERVICE CO., LTD.
Address : 7 Soi Phaholyothin 24, Phaholyothin Road, Jompol, Chatuchak, Bangkok 10900.
Calibrated at : Electrical and Electronic Standards Laboratory, Industrial Metrology and Testing Service Centre.
Soi 1C, Bangpoo Industrial Estate, Sukhumvit Rd., A.Muang, Samutprakan 10280.

Instrument Calibrated :

Ambient Environment

Description : Integrating Sound Level Meter
Manufacturer : ACO
Model : 6236
Serial No. : 182011
Microphone : Type 7052NR No.69840
Preamplifier : -

Temperature : $(23 \pm 3) ^\circ\text{C}$
Relative Humidity : $(50 \pm 15) \%$
Ambient Pressure : $(101.325 \pm 1.5) \text{ kPa}$

Standards used :

1. Band Pass Filter Stanford Research Systems SR 650 S/N 28712.
2. Condenser Microphone Brüel&Kjær 4180 S/N 2889871.
3. Decade Attenuator Ando AL-205 S/N 00464602.
4. Function/Arbitrary Waveform Generator Agilent 33220A S/N MY44042668.
5. Digital Function Synthesizer NF Electronic Instruments DF-193A S/N 122037.
6. Digital Multimeter Fluke 8520A S/N 4985007.
7. Pistonphone Rion NC-72 S/N 00402446.
8. Measuring Amplifier Brüel&Kjær 2636 S/N 1537484.

Date of Receipt : 14 Mar. 2022

Date of Calibration : 4-5 Apr. 2022

1 / 8
Ph

The results relate only to the items tested/calibrated or value assigned.

Advertising the Report/Certificate and publicity of the results except in full are prohibited unless written permission is obtained from the governor of TISTR.

FM.BL.MTC.002 Rev.4

THAILAND INSTITUTE OF SCIENTIFIC AND TECHNOLOGICAL RESEARCH (TISTR)

Request No. 21-65/0378

MTC No. EEL. BP. 52/0365

9. Power Amplifier Brüel&Kjær 2706 S/N 1517650.
10. Speaker Tannoy Limited, Great Britain British Patent No. 215300.
11. Digital Multimeter Agilent 34401A S/N MY44005560.
12. Programmable Attenuator Tamagawa TPA-303A S/N 2212.

Calibration Procedure :

This instrument was calibrated by using calibration procedures no CP-102-02 and CP-102-03, which were based on IEC 61672-3 Electroacoustics - Sound Level Meters - Part 3 : Periodic tests (2006). These calibration procedures were related to the electrical and acoustic signal tests. The electrical signal test was carried out with the direct measurement method. The acoustic signal test was performed in an anechoic room with the comparison measurement method.

This instrument has been calibrated against standards maintained at the Electrical and Electronic Standards Laboratory (EEL), which are traceable to the International System of Units through the National Institute of Metrology (Thailand).

The information on actual reading is attached herewith and the uncertainty limits quoted refer to the measured values only.

The reported expanded uncertainty is based upon a standard uncertainty multiplied by a coverage factor $k=2$, providing a level of confidence of approximately 95%.

Date of Calibration : 4-5 Apr. 2022

2 / 8


The results relate only to the items tested/calibrated or value assigned.

Advertising the Report/Certificate and publicity of the results except in full are prohibited unless written permission is obtained from the governor of TISTR.

FM.BL.MTC.002 Rev.4

Head Office

35 Mu 3 Tambon Khlong Ha, Amphoe Khlong Luang,
Changwat Pathumthani 12120, Thailand
Tel. (66) 0 2577 9000
Fax. (66) 0 2577 9009
E-mail : rumpai@tistr.or.th Website:www.tistr.or.th

Office/Laboratory

Soi 1C, Bangpoo Industrial Estate, Sukhumvit Road,
Amphoe Muang, Changwat Samutprakan 10280, Thailand
Tel. (66) 0 2323 1672-80 ext. 115, 116
Fax. (66) 0 2323 9165
E-mail : mtc@tistr.or.th

Office

196 Phahonyothin Road, Chatuchak, Bangkok 10900,
Thailand
Tel. (66) 0 2579 1121-30 ext. 5219, 5225, 5217
Fax. (66) 0 2579 8592
E-mail : sumalee@tistr.or.th

THAILAND INSTITUTE OF SCIENTIFIC AND TECHNOLOGICAL RESEARCH (TISTR)

Request No. 21-65/0378

MTC No. EEL. BP. 52/0365

1. Absolute Sensitivity

Reference Acoustic Signal (dB)	Unit Under Test			Tolerance	
	Measured Value (dB)		Deviation	Uncertainty	Limit Class 2
	Before adjust	After adjust	(dB)	(\pm dB)	(\pm dB)
113.93	116.1	113.9	0.0	0.30	1.4

Note: The external calibration adjustment was firstly performed. The internal calibration adjustment was then completed at the display of 113.9 dB.

2. Self-generated noise

2.1 Normal test

Measured value (dB)	Uncertainty (\pm dB)
22.4	0.10

2.2 The microphone of the sound level meter was replaced by electrical signal input device

Frequency Weighting	Measured Value (dB)	Uncertainty (\pm dB)
A-Weighting	18.7	0.10
C-Weighting	32.1	0.10
Flat	38.9	0.10

Date of Calibration : 4-5 Apr. 2022

3 / 8
Ph

The results relate only to the items tested/calibrated or value assigned.

Advertising the Report/Certificate and publicity of the results except in full are prohibited unless written permission is obtained from the governor of TISTR.

FM.BL.MTC.002 Rev.4

Head Office

35 Mu 3 Tambon Khlong Ha, Amphoe Khlong Luang,
Changwat Pathumthani 12120, Thailand
Tel. (66) 0 2577 9000
Fax. (66) 0 2577 9009
E-mail : rumpai@tistr.or.th Website:www.tistr.or.th

Office/Laboratory

Soi 1C, Bangpoo Industrial Estate, Sukhumvit Road,
Amphoe Muang, Changwat Samutprakan 10280, Thailand
Tel. (66) 0 2323 1672-80 ext. 115, 116
Fax. (66) 0 2323 9165
E-mail : mtc@tistr.or.th

Office

196 Phahonyothin Road, Chatuchak, Bangkok 10900,
Thailand
Tel. (66) 0 2579 1121-30 ext. 5219, 5225, 5217
Fax. (66) 0 2579 8592
E-mail : sumalee@tistr.or.th

THAILAND INSTITUTE OF SCIENTIFIC AND TECHNOLOGICAL RESEARCH (TISTR)

Request No. 21-65/0378

MTC No. EEL. BP. 52/0365

3. Acoustical signal test of frequency weightings

Frequency (Hz)	Deviation from response curve			Uncertainty (±dB)	Tolerance Limits Class 2 (±dB)
	A-weighting (dB)	C-weighting (dB)	Flat (dB)		
125	-0.1	-0.1	-0.1	0.40	2.0
1 000	-1.0	-1.0	-1.0	0.40	1.4
4 000	-0.2	0.0	-0.2	0.40	3.6

4. Electrical signal test of frequency weightings

Frequency (Hz)	Deviation from response curve			Uncertainty (±dB)	Tolerance Limits Class 2 (±dB)
	A-weighting (dB)	C-weighting (dB)	Flat (dB)		
63	0.1	0.0	0.0	0.20	2.5
125	0.0	0.0	0.0	0.20	2.0
250	0.0	0.0	0.0	0.20	1.9
500	0.0	0.0	0.0	0.20	1.9
1 000	0.0	0.0	0.0	0.20	1.4
2 000	-0.2	0.0	0.0	0.20	2.6
4 000	-0.3	-0.3	0.0	0.20	3.6
8 000	-0.5	-0.4	-0.2	0.20	5.6

Date of Calibration : 4-5 Apr. 2022

4 / 8
Ph

The results relate only to the items tested/calibrated or value assigned.

Advertising the Report/Certificate and publicity of the results except in full are prohibited unless written permission is obtained from the governor of TISTR.

FM.BL.MTC.002 Rev.4

Head Office

35 Mu 3 Tambon Khlong Ha, Amphoe Khlong Luang,
Changwat Pathumthani 12120, Thailand
Tel. (66) 0 2577 9000
Fax. (66) 0 2577 9009
E-mail : rumpai@tistr.or.th Website:www.tistr.or.th

Office/Laboratory

Soi 1C, Bangpoo Industrial Estate, Sukhumvit Road,
Amphoe Muang, Changwat Samutprakan 10280, Thailand
Tel. (66) 0 2323 1672-80 ext. 115, 116
Fax. (66) 0 2323 9165
E-mail : mtc@tistr.or.th

Office

196 Phahonyothin Road, Chatuchak, Bangkok 10900,
Thailand
Tel. (66) 0 2579 1121-30 ext. 5219, 5225, 5217
Fax. (66) 0 2579 8592
E-mail : sumalee@tistr.or.th

THAILAND INSTITUTE OF SCIENTIFIC AND TECHNOLOGICAL RESEARCH (TISTR)

Request No. 21-65/0378

MTC No. EEL. BP. 52/0365

5. Frequency and time weightings at 1 kHz

5.1 Frequency weightings at 1 kHz

Frequency Weighting	Measured Value (dB)	Deviated Value (dB)	Uncertainty (\pm dB)	Tolerance Limits Class 2 (\pm dB)
A-weighting	94.0	0.0	0.20	0.4
C-weighting	94.0	0.0	0.20	0.4
Flat	94.1	0.1	0.20	0.4

5.2 Time weightings at 1 kHz

Frequency Weighting	Measured Value (dB)	Deviated Value (dB)	Uncertainty (\pm dB)	Tolerance Limits Class 2 (\pm dB)
Fast	94.0	0.0	0.20	0.3
Slow	94.0	0.0	0.20	0.3
Leq	94.0	0.0	0.20	0.3

6. Level linearity on the reference level range

Anticipated Value (dB)	Measured Value (dB)	Deviated Value (dB)	Uncertainty (\pm dB)	Tolerance Limits Class 2 (\pm dB)
122	122.0	0.0	0.30	1.4
121	120.9	-0.1	0.32	1.4
120	119.9	-0.1	0.30	1.4
119	119.0	0.0	0.30	1.4
114	114.0	0.0	0.30	1.4
109	109.0	0.0	0.30	1.4

Date of Calibration : 4-5 Apr. 2022

5 / 8



The results relate only to the items tested/calibrated or value assigned.

Advertising the Report/Certificate and publicity of the results except in full are prohibited unless written permission is obtained from the governor of TISTR.

FM.BL.MTC.002 Rev.4

Head Office

 35 Mu 3 Tambon Khlong Ha, Amphoe Khlong Luang,
 Changwat Pathumthani 12120, Thailand
 Tel. (66) 0 2577 9000
 Fax. (66) 0 2577 9009
 E-mail : rumpai@tistr.or.th Website:www.tistr.or.th

Office/Laboratory

 Soi 1C, Bangpoo Industrial Estate, Sukhumvit Road,
 Amphoe Muang, Changwat Samutprakan 10280, Thailand
 Tel. (66) 0 2323 1672-80 ext. 115, 116
 Fax. (66) 0 2323 9165
 E-mail : mtc@tistr.or.th

Office

 196 Phahonyothin Road, Chatuchak, Bangkok 10900,
 Thailand
 Tel. (66) 0 2579 1121-30 ext. 5219, 5225, 5217
 Fax. (66) 0 2579 8592
 E-mail : sumalee@tistr.or.th

THAILAND INSTITUTE OF SCIENTIFIC AND TECHNOLOGICAL RESEARCH (TISTR)

Request No. 21-65/0378

MTC No. EEL. BP. 52/0365

6. Level linearity on the reference level range (cont.)

Anticipated Value (dB)	Measured Value (dB)	Deviated Value (dB)	Uncertainty (\pm dB)	Tolerance Limits Class 2 (\pm dB)
104	104.0	0.0	0.30	1.4
99	99.0	0.0	0.30	1.4
94	94.1	0.1	0.30	1.4
89	88.9	-0.1	0.30	1.4
84	84.1	0.1	0.30	1.4
79	79.2	0.2	0.30	1.4
74	74.0	0.0	0.30	1.4
69	68.9	-0.1	0.30	1.4
64	63.9	-0.1	0.30	1.4
59	58.9	-0.1	0.30	1.4
54	53.9	-0.1	0.30	1.4
49	48.9	-0.1	0.30	1.4
44	44.0	0.0	0.30	1.4
39	38.9	-0.1	0.30	1.4
34	34.0	0.0	0.30	1.4
33	33.2	0.2	0.30	1.4
32	32.2	0.2	0.30	1.4
31	31.3	0.3	0.30	1.4
30	30.3	0.3	0.30	1.4

Date of Calibration : 4-5 Apr. 2022

6 / 8

Ph

The results relate only to the items tested/calibrated or value assigned.

Advertising the Report/Certificate and publicity of the results except in full are prohibited unless written permission is obtained from the governor of TISTR.

FM.BL.MTC.002 Rev.4

Head Office

35 Mu 3 Tambon Khlong Ha, Amphoe Khlong Luang,
Changwat Pathumthani 12120, Thailand
Tel. (66) 0 2577 9000
Fax. (66) 0 2577 9009
E-mail : rumpai@tistr.or.th Website:www.tistr.or.th

Office/Laboratory

Soi 1C, Bangpoo Industrial Estate, Sukhumvit Road,
Amphoe Muang, Changwat Samutprakan 10280, Thailand
Tel. (66) 0 2323 1672-80 ext. 115, 116
Fax. (66) 0 2323 9165
E-mail : mtc@tistr.or.th

Office

196 Phahonyothin Road, Chatuchak, Bangkok 10900,
Thailand
Tel. (66) 0 2579 1121-30 ext. 5219, 5225, 5217
Fax. (66) 0 2579 8592
E-mail : sumalee@tistr.or.th

THAILAND INSTITUTE OF SCIENTIFIC AND TECHNOLOGICAL RESEARCH (TISTR)

Request No. 21-65/0378

MTC No. EEL. BP. 52/0365

7. Level linearity including the level range control

Range	Anticipated Value (dB)	Measured Value (dB)	Deviated Value (dB)	Uncertainty (\pm dB)	Tolerance Limits Class 2 (\pm dB)
40-130	125	125.0	0.0	0.30	1.4
30-120	115	115.0	0.0	0.30	1.4
20-110	105	105.0	0.0	0.30	1.4
20-100	95	95.0	0.0	0.30	1.4
20-90	85	84.9	-0.1	0.30	1.4
20-80	75	74.9	-0.1	0.30	1.4

8. Tone burst response

Time Weighting	Toneburst Duration, Tb (ms)	Measured Value (dB)	Deviated Value (dB)	Uncertainty (\pm dB)	Tolerance Limits Class 2 (dB)
Fast	200	115.9	-0.1	0.20	± 1.3
	2	97.8	-1.2	0.20	+1.3; -2.8
	0.25	89.5	-0.5	0.20	+1.8; -5.3
Slow	200	109.5	-0.1	0.20	± 1.3
	2	89.9	-0.1	0.20	+1.3; -5.3
SEL	200	109.9	-0.1	0.20	± 1.3
	2	90.0	0.0	0.20	+1.3; -2.8
	0.25	80.9	-0.1	0.20	+1.8; -5.3

Date of Calibration : 4-5 Apr. 2022

7/8
Ph

The results relate only to the items tested/calibrated or value assigned.

Advertising the Report/Certificate and publicity of the results except in full are prohibited unless written permission is obtained from the governor of TISTR.

FM.BL.MTC.002 Rev.4

Head Office

35 Mu 3 Tambon Khlong Ha, Amphoe Khlong Luang,
Changwat Pathumthani 12120, Thailand
Tel. (66) 0 2577 9000
Fax. (66) 0 2577 9009
E-mail : rumpai@tistr.or.th Website:www.tistr.or.th

Office/Laboratory

Soi 1C, Bangpoo Industrial Estate, Sukhumvit Road,
Amphoe Muang, Changwat Samutprakan 10280, Thailand
Tel. (66) 0 2323 1672-80 ext. 115, 116
Fax. (66) 0 2323 9165
E-mail : mtc@tistr.or.th

Office

196 Phahonyothin Road, Chatuchak, Bangkok 10900,
Thailand
Tel. (66) 0 2579 1121-30 ext. 5219, 5225, 5217
Fax. (66) 0 2579 8592
E-mail : sumalee@tistr.or.th

THAILAND INSTITUTE OF SCIENTIFIC AND TECHNOLOGICAL RESEARCH (TISTR)

Request No. 21-65/0378

MTC No. EEL. BP. 52/0365


9. Peak C sound level

Number of cycles in test signal	Anticipated value (dB)	Measured value (dB)	Deviated value (dB)	Uncertainty (+dB)	Tolerance limits Class 2 (+dB)
Complete cycle	125.4	125.7	0.3	0.20	2.4
Positive half cycle	124.4	124.3	-0.1	0.20	1.4
Negative half cycle	124.4	124.3	-0.1	0.20	1.4

10. Overload indication

Measured value (dB)		Deviated value (dB)	Uncertainty (+dB)	Tolerance Limits Class 2 (+dB)
Positive one-half cycle	Negative one-half cycle			
131.1	131.1	0.0	0.30	1.8

Calibrated by :



(Mr. Pannasit Phasingsri)

Approved by :



(Mr. Prawate Kluaypa)
Director

Electrical and Electronic Standards Laboratory
Industrial Metrology and Testing Service Centre

Date of Calibration : 4-5 Apr. 2022

Date of Issue : 7 Apr. 2022

Ref : 2011265031401123002

End of Certificate

8 / 8

The results relate only to the items tested/calibrated or value assigned.

Advertising the Report/Certificate and publicity of the results except in full are prohibited unless written permission is obtained from the governor of TISTR.

FM.BL.MTC.002 Rev.4

THAILAND INSTITUTE OF SCIENTIFIC AND TECHNOLOGICAL RESEARCH (TISTR)

Request No. 21-65/0378

MTC No. EEL. BP. 55/0365

CALIBRATION CERTIFICATE

Submitted by : S.P.S. Consulting Service Co., Ltd.

Address : 7 Soi Phaholyothin 24, Phaholyothin Road, Jompol, Chatuchak, Bangkok 10900.

Calibrated at : Electrical and Electronic Standards Laboratory, Industrial Metrology and Testing Service Centre.
Soi 1C, Bangpoo Industrial Estate, Sukhumvit Rd., A.Muang, Samutprakan 10280.

Instrument Calibrated :

Description : Sound Level Meter
Manufacturer : ACO
Model : 6236
Serial No. : 192027
Microphone : Type 7052NR No.61756
Preamplifier : -

Ambient Environment

Temperature : $(23 \pm 3) ^\circ\text{C}$
Relative Humidity : $(50 \pm 15) \%$
Ambient Pressure : $(101.325 \pm 1.5) \text{ kPa}$

Standards used :

1. Band Pass Filter Stanford Research Systems SR 650 S/N 28712.
2. Condenser Microphone Brüel&Kjær 4180 S/N 2889871.
3. Decade Attenuator Ando AL-205 S/N 00464602.
4. Function/Arbitrary Waveform Generator Agilent 33220A S/N MY44042668.
5. Digital Function Synthesizer NF Electronic Instruments DF-193A S/N 122037.
6. Digital Multimeter Fluke 8520A S/N 4985007.
7. Pistonphone Rion NC-72 S/N 00402446.
8. Measuring Amplifier Brüel&Kjær 2636 S/N 1537484.

Date of Receipt : 14 Mar. 2022

Date of Calibration : 30 Mar. 2022

1 / 8

2

The results relate only to the items tested/calibrated or value assigned.

Advertising the Report/Certificate and publicity of the results except in full are prohibited unless written permission is obtained from the governor of TISTR.

FM.BL.MTC.002 Rev.4

Head Office
35 Mu 3 Tambon Khlong Ha, Amphoe Khlong Luang,
Changwat Pathumthani 12120, Thailand
Tel. (66) 0 2577 9000
Fax. (66) 0 2577 9009
E-mail : rumpai@tistr.or.th Website:www.tistr.or.th

Office/Laboratory
Soi 1C, Bangpoo Industrial Estate, Sukhumvit Road,
Amphoe Muang, Changwat Samutprakan 10280, Thailand
Tel. (66) 0 2323 1672-80 ext. 115, 116
Fax. (66) 0 2323 9165
E-mail : mtc@tistr.or.th

Office
196 Phahonyothin Road, Chatuchak, Bangkok 10900,
Thailand
Tel. (66) 0 2579 1121-30 ext. 5219, 5225, 5217
Fax. (66) 0 2579 8592
E-mail : sumalee@tistr.or.th

THAILAND INSTITUTE OF SCIENTIFIC AND TECHNOLOGICAL RESEARCH (TISTR)

Request No. 21-65/0378

MTC No. EEL. BP. 55/0365

9. Power Amplifier Brüel&Kjær 2706 S/N 1517650.
10. Speaker Tannoy Limited, Great Britain British Patent No. 215300.
11. Digital Multimeter Agilent 34401A S/N MY44005560.
12. Programmable Attenuator Tamagawa TPA-303A S/N 2212.

Calibration Procedure :

This instrument was calibrated by using calibration procedures no CP-102-02 and CP-102-03, which were based on IEC 61672-3 Electroacoustics - Sound Level Meters - Part 3 : Periodic tests (2006). These calibration procedures were related to the electrical and acoustic signal tests. The electrical signal test was carried out with the direct measurement method. The acoustic signal test was performed in an anechoic room with the comparison measurement method.

This instrument has been calibrated against standards maintained at the Electrical and Electronic Standards Laboratory (EEL), which are traceable to the International System of Units through the National Institute of Metrology (Thailand).

The information on actual reading is attached herewith and the uncertainty limits quoted refer to the measured values only.

The reported expanded uncertainty is based upon a standard uncertainty multiplied by a coverage factor $k=2$, providing a level of confidence of approximately 95%.

Date of Calibration : 30 Mar. 2022

2 / 8

The results relate only to the items tested/calibrated or value assigned.

Advertising the Report/Certificate and publicity of the results except in full are prohibited unless written permission is obtained from the governor of TISTR.

FM.BL.MTC.002 Rev.4

Head Office

35 Mu 3 Tambon Khlong Ha, Amphoe Khlong Luang,
Changwat Pathumthani 12120, Thailand
Tel. (66) 0 2577 9000
Fax. (66) 0 2577 9009
E-mail : rumpai@tistr.or.th Website:www.tistr.or.th

Office/Laboratory

Soi 1C, Bangpoo Industrial Estate, Sukhumvit Road,
Amphoe Muang, Changwat Samutprakan 10280, Thailand
Tel. (66) 0 2323 1672-80 ext. 115, 116
Fax. (66) 0 2323 9165
E-mail : mtc@tistr.or.th

Office

196 Phahonyothin Road, Chatuchak, Bangkok 10900,
Thailand
Tel. (66) 0 2579 1121-30 ext. 5219, 5225, 5217
Fax. (66) 0 2579 8592
E-mail : sumalee@tistr.or.th

THAILAND INSTITUTE OF SCIENTIFIC AND TECHNOLOGICAL RESEARCH (TISTR)

Request No. 21-65/0378

MTC No. EEL. BP. 55/0365

1. Absolute Sensitivity

Reference Acoustic Signal (dB)	Unit Under Test			Tolerance	
	Measured Value (dB)		Deviation (dB)	Uncertainty (±dB)	Limit Class 2 (±dB)
	Before adjust	After adjust			
113.92	115.1	113.9	0.0	0.30	1.4

Note: The external calibration adjustment was firstly performed. The internal calibration adjustment was then completed at the display of 116.8 dB.

2. Self-generated noise

2.1 Normal test

Measured value (dB)	Uncertainty (±dB)
21.4	0.10

2.2 The microphone of the sound level meter was replaced by electrical signal input device

Frequency Weighting	Measured Value (dB)	Uncertainty (±dB)
A-Weighting	15.4	0.10
C-Weighting	20.9	0.10
Flat	24.8	0.10

Date of Calibration : 30 Mar. 2022

3 / 8

The results relate only to the items tested/calibrated or value assigned.

Advertising the Report/Certificate and publicity of the results except in full are prohibited unless written permission is obtained from the governor of TISTR.

FM.BL.MTC.002 Rev.4

Head Office

35 Mu 3 Tambon Khlong Ha, Amphoe Khlong Luang,
Changwat Pathumthani 12120, Thailand
Tel. (66) 0 2577 9000
Fax. (66) 0 2577 9009
E-mail : rumpai@tistr.or.th Website:www.tistr.or.th

Office/Laboratory

Soi 1C, Bangpoo Industrial Estate, Sukhumvit Road,
Amphoe Muang, Changwat Samutprakan 10280, Thailand
Tel. (66) 0 2323 1672-80 ext. 115, 116
Fax. (66) 0 2323 9165
E-mail : mtc@tistr.or.th

Office

196 Phahonyothin Road, Chatuchak, Bangkok 10900,
Thailand
Tel. (66) 0 2579 1121-30 ext. 5219, 5225, 5217
Fax. (66) 0 2579 8592
E-mail : sumalee@tistr.or.th

THAILAND INSTITUTE OF SCIENTIFIC AND TECHNOLOGICAL RESEARCH (TISTR)

Request No. 21-65/0378

MTC No. EEL. BP. 55/0365

3. Acoustical signal test of frequency weightings

Frequency (Hz)	Deviation from response curve			Uncertainty (\pm dB)	Tolerance Limits Class 2 (\pm dB)
	A-weighting (dB)	C-weighting (dB)	Flat (dB)		
125	0.3	0.3	0.2	0.40	2.0
1 000	-0.3	-0.3	-0.2	0.40	1.4
4 000	1.1	1.1	1.5	0.40	3.6

4. Electrical signal test of frequency weightings

Frequency (Hz)	Deviation from response curve			Uncertainty (\pm dB)	Tolerance Limits Class 2 (\pm dB)
	A-weighting (dB)	C-weighting (dB)	Flat (dB)		
63	0.2	0.0	-0.1	0.20	2.5
125	0.1	0.1	0.0	0.20	2.0
250	0.1	0.0	0.0	0.20	1.9
500	0.1	0.0	0.0	0.20	1.9
1 000	0.0	0.0	0.0	0.20	1.4
2 000	-0.1	-0.1	0.0	0.20	2.6
4 000	-0.5	-0.4	-0.1	0.20	3.6
8 000	-0.6	-0.6	-0.3	0.20	5.6

Date of Calibration : 30 Mar. 2022

4 / 8

The results relate only to the items tested/calibrated or value assigned.

Advertising the Report/Certificate and publicity of the results except in full are prohibited unless written permission is obtained from the governor of TISTR.

FM.BL.MTC.002 Rev.4

5. Frequency and time weightings at 1 kHz

5.1 Frequency weightings at 1 kHz

Frequency Weighting	Measured Value (dB)	Deviated Value (dB)	Uncertainty (+dB)	Tolerance Limits Class 2 (+dB)
A-weighting	94.0	0.0	0.20	0.4
C-weighting	94.0	0.0	0.20	0.4
Flat	94.0	0.0	0.20	0.4

5.2 Time weightings at 1 kHz

Frequency Weighting	Measured Value (dB)	Deviated Value (dB)	Uncertainty (+dB)	Tolerance Limits Class 2 (+dB)
Fast	94.0	0.0	0.20	0.3
Slow	94.0	0.0	0.20	0.3
Leq	93.9	-0.1	0.20	0.3

6. Level linearity on the reference level range

Anticipated Value (dB)	Measured Value (dB)	Deviated Value (dB)	Uncertainty (+dB)	Tolerance Limits Class 2 (+dB)
122	122.1	0.1	0.30	1.4
121	121.1	0.1	0.30	1.4
120	120.1	0.1	0.30	1.4
119	119.1	0.1	0.30	1.4
114	114.0	0.0	0.30	1.4
109	109.0	0.0	0.30	1.4

Date of Calibration : 30 Mar. 2022

5 / 8

The results relate only to the items tested/calibrated or value assigned.

Advertising the Report/Certificate and publicity of the results except in full are prohibited unless written permission is obtained from the governor of TISTR.

FM.BL.MTC.002 Rev.4

Head Office
35 Mu 3 Tambon Khlong Ha, Amphoe Khlong Luang,
Changwat Pathumthani 12120, Thailand
Tel. (66) 0 2577 9000
Fax. (66) 0 2577 9009
E-mail : rumpai@tistr.or.th Website:www.tistr.or.th

Office/Laboratory
Soi 1C, Bangpoo Industrial Estate, Sukhumvit Road,
Amphoe Muang, Changwat Samutprakan 10280, Thailand
Tel. (66) 0 2323 1672-80 ext. 115, 116
Fax. (66) 0 2323 9165
E-mail : mtc@tistr.or.th

Office
196 Phahonyothin Road, Chatuchak, Bangkok 10900,
Thailand
Tel. (66) 0 2579 1121-30 ext. 5219, 5225, 5217
Fax. (66) 0 2579 8592
E-mail : sumalee@tistr.or.th

THAILAND INSTITUTE OF SCIENTIFIC AND TECHNOLOGICAL RESEARCH (TISTR)

Request No. 21-65/0378

MTC No. EEL. BP. 55/0365

6. Level linearity on the reference level range (cont.)

Anticipated Value (dB)	Measured Value (dB)	Deviated Value (dB)	Uncertainty (+dB)	Tolerance Limits Class 2 (+dB)
104	104.0	0.0	0.30	1.4
99	99.0	0.0	0.30	1.4
94	94.0	0.0	0.30	1.4
89	89.0	0.0	0.30	1.4
84	84.2	0.2	0.30	1.4
79	79.2	0.2	0.30	1.4
74	74.2	0.2	0.30	1.4
69	69.2	0.2	0.30	1.4
64	64.1	0.1	0.30	1.4
59	59.1	0.1	0.30	1.4
54	54.1	0.1	0.30	1.4
49	49.1	0.1	0.30	1.4
44	44.2	0.2	0.30	1.4
39	39.2	0.2	0.30	1.4
34	34.2	0.2	0.30	1.4
33	33.3	0.3	0.30	1.4
32	32.4	0.4	0.30	1.4
31	31.4	0.4	0.30	1.4
30	30.5	0.5	0.30	1.4

Date of Calibration : 30 Mar. 2022

6 / 8

The results relate only to the items tested/calibrated or value assigned.

Advertising the Report/Certificate and publicity of the results except in full are prohibited unless written permission is obtained from the governor of TISTR.

FM.BL.MTC.002 Rev.4

Head Office
35 Mu 3 Tambon Khlong Ha, Amphoe Khlong Luang,
Changwat Pathumthani 12120, Thailand
Tel. (66) 0 2577 9000
Fax. (66) 0 2577 9009
E-mail : rumpai@tistr.or.th Website:www.tistr.or.th

Office/Laboratory
Soi 1C, Bangpoo Industrial Estate, Sukhumvit Road,
Amphoe Muang, Changwat Samutprakan 10280, Thailand
Tel. (66) 0 2323 1672-80 ext. 115, 116
Fax. (66) 0 2323 9165
E-mail : mtc@tistr.or.th

Office
196 Phahonyothin Road, Chatuchak, Bangkok 10900,
Thailand
Tel. (66) 0 2579 1121-30 ext. 5219, 5225, 5217
Fax. (66) 0 2579 8592
E-mail : sumalee@tistr.or.th

THAILAND INSTITUTE OF SCIENTIFIC AND TECHNOLOGICAL RESEARCH (TISTR)

Request No. 21-65/0378

MTC No. EEL. BP. 55/0365

7. Level linearity including the level range control

Range	Anticipated Value (dB)	Measured Value (dB)	Deviated Value (dB)	Uncertainty (+dB)	Tolerance Limits Class 2 (+dB)
40-130	125	125.0	0.0	0.30	1.4
30-120	115	115.0	0.0	0.30	1.4
20-110	105	105.0	0.0	0.30	1.4
20-100	95	95.0	0.0	0.30	1.4
20-90	85	84.9	-0.1	0.30	1.4
20-80	75	74.9	-0.1	0.30	1.4

8. Tone burst response

Time Weighting	Toneburst Duration, Tb (ms)	Measured Value (dB)	Deviated Value (dB)	Uncertainty (+dB)	Tolerance Limits Class 2 (dB)
Fast	200	115.9	-0.1	0.20	± 1.3
	2	98.9	-0.1	0.20	+1.3; -2.8
	0.25	89.8	-0.2	0.20	+1.8; -5.3
Slow	200	109.4	-0.2	0.20	± 1.3
	2	89.8	-0.2	0.20	+1.3; -5.3
SEL	200	109.9	-0.1	0.20	± 1.3
	2	89.9	-0.1	0.20	+1.3; -2.8
	0.25	80.9	-0.1	0.20	+1.8; -5.3

Date of Calibration : 30 Mar. 2022

7/8

The results relate only to the items tested/calibrated or value assigned.

Advertising the Report/Certificate and publicity of the results except in full are prohibited unless written permission is obtained from the governor of TISTR.

FM.BLMTC.002 Rev.4

THAILAND INSTITUTE OF SCIENTIFIC AND TECHNOLOGICAL RESEARCH (TISTR)

Request No. 21-65/0378

MTC No. EEL. BP. 55/0365

9. Peak C sound level

Number of cycles in test signal	Anticipated value (dB)	Measured value (dB)	Deviated value (dB)	Uncertainty (\pm dB)	Tolerance limits Class 2 (\pm dB)
Complete cycle	125.4	125.7	0.3	0.20	2.4
Positive half cycle	124.4	124.2	-0.2	0.20	1.4
Negative half cycle	124.4	124.2	-0.2	0.20	1.4

10. Overload indication

Measured value (dB)		Deviated value (dB)	Uncertainty (\pm dB)	Tolerance Limits Class 2 (\pm dB)
Positive one-half cycle	Negative one-half cycle			
133.0	133.0	0.0	0.30	1.8

Calibrated by :

Pannasit Ph.

(Mr. Pannasit Phasingsri)

Tawikiat I.

(Mr. Tawikiat Iamsamran)

Date of Calibration : 30 Mar. 2022

Date of Issue : 31 Mar. 2022

Approved by :

Prawate K.

(Mr. Prawate Kluaypa)

Director

Electrical and Electronic Standards Laboratory

Industrial Metrology and Testing Service Centre

Ref : 2011265031401123005

End of Certificate

8 / 8

The results relate only to the items tested/calibrated or value assigned.

Advertising the Report/Certificate and publicity of the results except in full are prohibited unless written permission is obtained from the governor of TISTR.

FM.BL.MTC.002 Rev.4

Head Office

35 Mu 3 Tambon Khlong Ha, Amphoe Khlong Luang,
Changwat Pathumthani 12120, Thailand
Tel. (66) 0 2577 9000
Fax. (66) 0 2577 9009
E-mail : rumpai@tistr.or.th Website:www.tistr.or.th

Office/Laboratory

Soi 1C, Bangpoo Industrial Estate, Sukhumvit Road,
Amphoe Muang, Changwat Samutprakan 10280, Thailand
Tel. (66) 0 2323 1672-80 ext. 115, 116
Fax. (66) 0 2323 9165
E-mail : mtc@tistr.or.th

Office

196 Phahonyothin Road, Chatuchak, Bangkok 10900,
Thailand
Tel. (66) 0 2579 1121-30 ext. 5219, 5225, 5217
Fax. (66) 0 2579 8592
E-mail : sumalee@tistr.or.th

THAILAND INSTITUTE OF SCIENTIFIC AND TECHNOLOGICAL RESEARCH (TISTR)

Request No. 21-65/0378

MTC No. EEL. BP. 53/0365

CALIBRATION CERTIFICATE

Submitted by : S.P.S. Consulting Service Co., Ltd.
Address : 7 Soi Phaholyothin 24, Phaholyothin Road, Jompol, Chatuchak, Bangkok 10900.
Calibrated at : Electrical and Electronic Standards Laboratory, Industrial Metrology and Testing Service Centre.
Soi 1C, Bangpoo Industrial Estate, Sukhumvit Rd., A.Muang, Samutprakan 10280.

Instrument Calibrated :

Description : Sound Level Meter
Manufacturer : ACO
Model : 6236
Serial No. : 192032
Microphone : Type 7052NR No.73330
Preamplifier : -

Ambient Environment

Temperature : $(23 \pm 3) ^\circ\text{C}$
Relative Humidity : $(50 \pm 15) \%$
Ambient Pressure : $(101.325 \pm 1.5) \text{ kPa}$

Standards used :

1. Band Pass Filter Stanford Research Systems SR 650 S/N 28712.
2. Condenser Microphone Brüel&Kjær 4180 S/N 2889871.
3. Decade Attenuator Ando AL-205 S/N 00464602.
4. Function/Arbitrary Waveform Generator Agilent 33220A S/N MY44042668.
5. Digital Function Synthesizer NF Electronic Instruments DF-193A S/N 122037.
6. Digital Multimeter Fluke 8520A S/N 4985007.
7. Pistonphone Rion NC-72 S/N 00402446.
8. Measuring Amplifier Brüel&Kjær 2636 S/N 1537484.

Date of Receipt : 14 Mar. 2022

Date of Calibration : 30 Mar. 2022

1 / 8

7

The results relate only to the items tested/calibrated or value assigned.

Advertising the Report/Certificate and publicity of the results except in full are prohibited unless written permission is obtained from the governor of TISTR.

FM.BL.MTC.002 Rev.4

Head Office
35 Mu 3 Tambon Khlong Ha, Amphoe Khlong Luang,
Changwat Pathumthani 12120, Thailand
Tel. (66) 0 2577 9000
Fax. (66) 0 2577 9009
E-mail : rumpai@tistr.or.th Website:www.tistr.or.th

Office/Laboratory
Soi 1C, Bangpoo Industrial Estate, Sukhumvit Road,
Amphoe Muang, Changwat Samutprakan 10280, Thailand
Tel. (66) 0 2323 1672-80 ext. 115, 116
Fax. (66) 0 2323 9165
E-mail : mtc@tistr.or.th

Office
196 Phahonyothin Road, Chatuchak, Bangkok 10900,
Thailand
Tel. (66) 0 2579 1121-30 ext. 5219, 5225, 5217
Fax. (66) 0 2579 8592
E-mail : sumalee@tistr.or.th

THAILAND INSTITUTE OF SCIENTIFIC AND TECHNOLOGICAL RESEARCH (TISTR)

Request No. 21-65/0378

MTC No. EEL. BP. 53/0365

9. Power Amplifier Brüel&Kjær 2706 S/N 1517650.
10. Speaker Tannoy Limited, Great Britain British Patent No. 215300.
11. Digital Multimeter Agilent 34401A S/N MY44005560.
12. Programmable Attenuator Tamagawa TPA-303A S/N 2212.

Calibration Procedure :

This instrument was calibrated by using calibration procedures no CP-102-02 and CP-102-03, which were based on IEC 61672-3 Electroacoustics - Sound Level Meters - Part 3 : Periodic tests (2006). These calibration procedures were related to the electrical and acoustic signal tests. The electrical signal test was carried out with the direct measurement method. The acoustic signal test was performed in an anechoic room with the comparison measurement method.

This instrument has been calibrated against standards maintained at the Electrical and Electronic Standards Laboratory (EEL), which are traceable to the International System of Units through the National Institute of Metrology (Thailand).

The information on actual reading is attached herewith and the uncertainty limits quoted refer to the measured values only.

The reported expanded uncertainty is based upon a standard uncertainty multiplied by a coverage factor $k=2$, providing a level of confidence of approximately 95%.

Date of Calibration : 30 Mar. 2022

2 / 8

The results relate only to the items tested/calibrated or value assigned.

Advertising the Report/Certificate and publicity of the results except in full are prohibited unless written permission is obtained from the governor of TISTR.

FM.BL.MTC.002 Rev.4

THAILAND INSTITUTE OF SCIENTIFIC AND TECHNOLOGICAL RESEARCH (TISTR)

Request No. 21-65/0378

MTC No. EEL. BP. 53/0365

1. Absolute Sensitivity

Reference	Unit Under Test				Tolerance
Acoustic Signal (dB)	Measured Value (dB)		Deviation (dB)	Uncertainty (±dB)	Limit Class 2 (±dB)
	Before adjust	After adjust			
113.92	114.4	113.9	0.0	0.30	1.4

Note: The external calibration adjustment was firstly performed. The internal calibration adjustment was then completed at the display of 114.9 dB.

2. Self-generated noise

2.1 Normal test

Measured value (dB)	Uncertainty (±dB)
20.1	0.10

2.2 The microphone of the sound level meter was replaced by electrical signal input device

Frequency Weighting	Measured Value (dB)	Uncertainty (±dB)
A-Weighting	14.9	0.10
C-Weighting	20.6	0.10
Flat	25.2	0.10

Date of Calibration : 30 Mar. 2022

3 / 8

The results relate only to the items tested/calibrated or value assigned.

Advertising the Report/Certificate and publicity of the results except in full are prohibited unless written permission is obtained from the governor of TISTR.

FM.BL.MTC.002 Rev.4

Head Office
35 Mu 3 Tambon Khlong Ha, Amphoe Khlong Luang,
Changwat Pathumthani 12120, Thailand
Tel. (66) 0 2577 9000
Fax. (66) 0 2577 9009
E-mail : rumpai@tistr.or.th Website:www.tistr.or.th

Office/Laboratory
Soi 1C, Bangpoo Industrial Estate, Sukhumvit Road,
Amphoe Muang, Changwat Samutprakan 10280, Thailand
Tel. (66) 0 2323 1672-80 ext. 115, 116
Fax. (66) 0 2323 9165
E-mail : mtc@tistr.or.th

Office
196 Phahonyothin Road, Chatuchak, Bangkok 10900,
Thailand
Tel. (66) 0 2579 1121-30 ext. 5219, 5225, 5217
Fax. (66) 0 2579 8592
E-mail : sumalee@tistr.or.th

3. Acoustical signal test of frequency weightings

Frequency (Hz)	Deviation from response curve			Uncertainty (±dB)	Tolerance Limits Class 2 (±dB)
	A-weighting (dB)	C-weighting (dB)	Flat (dB)		
125	0.1	0.1	0.0	0.40	2.0
1 000	-0.4	-0.4	-0.3	0.40	1.4
4 000	0.8	0.8	1.2	0.40	3.6

4. Electrical signal test of frequency weightings

Frequency (Hz)	Deviation from response curve			Uncertainty (±dB)	Tolerance Limits Class 2 (±dB)
	A-weighting (dB)	C-weighting (dB)	Flat (dB)		
63	0.2	0.0	-0.1	0.20	2.5
125	0.0	0.0	-0.1	0.20	2.0
250	0.1	0.0	0.0	0.20	1.9
500	0.1	0.0	0.0	0.20	1.9
1 000	0.0	0.0	0.0	0.20	1.4
2 000	-0.1	-0.1	-0.1	0.20	2.6
4 000	-0.4	-0.4	-0.2	0.20	3.6
8 000	-0.6	-0.7	-0.3	0.20	5.6

Date of Calibration : 30 Mar. 2022

4 / 8

The results relate only to the items tested/calibrated or value assigned.

Advertising the Report/Certificate and publicity of the results except in full are prohibited unless written permission is obtained from the governor of TISTR.

FM.BL.MTC.002 Rev.4

Head Office
35 Mu 3 Tambon Khlong Ha, Amphoe Khlong Luang,
Changwat Pathumthani 12120, Thailand
Tel. (66) 0 2577 9000
Fax. (66) 0 2577 9009
E-mail : rumpai@tistr.or.th Website:www.tistr.or.th

Office/Laboratory
Soi 1C, Bangpoo Industrial Estate, Sukhumvit Road,
Amphoe Muang, Changwat Samutprakan 10280, Thailand
Tel. (66) 0 2323 1672-80 ext. 115, 116
Fax. (66) 0 2323 9165
E-mail : mtc@tistr.or.th

Office
196 Phahonyothin Road, Chatuchak, Bangkok 10900,
Thailand
Tel. (66) 0 2579 1121-30 ext. 5219, 5225, 5217
Fax. (66) 0 2579 8592
E-mail : sumalee@tistr.or.th

5. Frequency and time weightings at 1 kHz

5.1 Frequency weightings at 1 kHz

Frequency Weighting	Measured Value (dB)	Deviated Value (dB)	Uncertainty (±dB)	Tolerance Limits Class 2 (±dB)
A-weighting	94.0	0.0	0.20	0.4
C-weighting	94.0	0.0	0.20	0.4
Flat	94.1	0.1	0.20	0.4

5.2 Time weightings at 1 kHz

Frequency Weighting	Measured Value (dB)	Deviated Value (dB)	Uncertainty (±dB)	Tolerance Limits Class 2 (±dB)
Fast	94.0	0.0	0.20	0.3
Slow	94.0	0.0	0.20	0.3
Leq	94.0	0.0	0.20	0.3

6. Level linearity on the reference level range

Anticipated Value (dB)	Measured Value (dB)	Deviated Value (dB)	Uncertainty (±dB)	Tolerance Limits Class 2 (±dB)
122	122.1	0.1	0.30	1.4
121	121.1	0.1	0.30	1.4
120	120.1	0.1	0.30	1.4
119	119.1	0.1	0.30	1.4
114	114.0	0.0	0.30	1.4
109	109.0	0.0	0.30	1.4

Date of Calibration : 30 Mar. 2022

5 / 8

The results relate only to the items tested/calibrated or value assigned.

Advertising the Report/Certificate and publicity of the results except in full are prohibited unless written permission is obtained from the governor of TISTR.

FM.BL.MTC.002 Rev.4

Head Office
35 Mu 3 Tambon Khlong Ha, Amphoe Khlong Luang,
Changwat Pathumthani 12120, Thailand
Tel. (66) 0 2577 9000
Fax. (66) 0 2577 9009
E-mail : rumpai@tistr.or.th Website:www.tistr.or.th

Office/Laboratory
Soi 1C, Bangpoo Industrial Estate, Sukhumvit Road,
Amphoe Muang, Changwat Samutprakan 10280, Thailand
Tel. (66) 0 2323 1672-80 ext. 115, 116
Fax. (66) 0 2323 9165
E-mail : mtc@tistr.or.th

Office
196 Phahonyothin Road, Chatuchak, Bangkok 10900,
Thailand
Tel. (66) 0 2579 1121-30 ext. 5219, 5225, 5217
Fax. (66) 0 2579 8592
E-mail : sumalee@tistr.or.th

THAILAND INSTITUTE OF SCIENTIFIC AND TECHNOLOGICAL RESEARCH (TISTR)

Request No. 21-65/0378

MTC No. EEL. BP. 53/0365

6. Level linearity on the reference level range (cont.)

Anticipated Value (dB)	Measured Value (dB)	Deviated Value (dB)	Uncertainty (\pm dB)	Tolerance Limits Class 2 (\pm dB)
104	104.0	0.0	0.30	1.4
99	99.0	0.0	0.30	1.4
94	94.0	0.0	0.30	1.4
89	89.0	0.0	0.30	1.4
84	84.2	0.2	0.30	1.4
79	79.1	0.1	0.30	1.4
74	74.1	0.1	0.30	1.4
69	69.1	0.1	0.30	1.4
64	64.0	0.0	0.30	1.4
59	59.0	0.0	0.30	1.4
54	54.0	0.0	0.30	1.4
49	49.0	0.0	0.30	1.4
44	44.1	0.1	0.30	1.4
39	39.1	0.1	0.30	1.4
34	34.1	0.1	0.30	1.4
33	33.2	0.2	0.30	1.4
32	32.2	0.2	0.30	1.4
31	31.3	0.3	0.30	1.4
30	30.4	0.4	0.30	1.4

Date of Calibration : 30 Mar. 2022

6 / 8

The results relate only to the items tested/calibrated or value assigned.

Advertising the Report/Certificate and publicity of the results except in full are prohibited unless written permission is obtained from the governor of TISTR.

FM.BL.MTC.002 Rev.4

THAILAND INSTITUTE OF SCIENTIFIC AND TECHNOLOGICAL RESEARCH (TISTR)

Request No. 21-65/0378

MTC No. EEL. BP. 53/0365

7. Level linearity including the level range control

Range	Anticipated Value (dB)	Measured Value (dB)	Deviated Value (dB)	Uncertainty (+dB)	Tolerance Limits Class 2 (+dB)
40-130	125	125.1	0.1	0.30	1.4
30-120	115	115.0	0.0	0.30	1.4
20-110	105	105.0	0.0	0.30	1.4
20-100	95	95.0	0.0	0.30	1.4
20-90	85	85.0	0.0	0.30	1.4
20-80	75	75.0	0.0	0.30	1.4

8. Tone burst response

Time Weighting	Toneburst Duration, Tb (ms)	Measured Value (dB)	Deviated Value (dB)	Uncertainty (+dB)	Tolerance Limits Class 2 (dB)
Fast	200	115.8	-0.2	0.20	± 1.3
	2	98.6	-0.4	0.20	+1.3; -2.8
	0.25	89.5	-0.5	0.20	+1.8; -5.3
Slow	200	109.5	-0.1	0.20	± 1.3
	2	89.8	-0.2	0.20	+1.3; -5.3
SEL	200	109.9	-0.1	0.20	± 1.3
	2	89.9	-0.1	0.20	+1.3; -2.8
	0.25	80.9	-0.1	0.20	+1.8; -5.3

Date of Calibration : 30 Mar. 2022

7/8

The results relate only to the items tested/calibrated or value assigned.

Advertising the Report/Certificate and publicity of the results except in full are prohibited unless written permission is obtained from the governor of TISTR.

FM.BL.MTC.002 Rev.4

Head Office

35 Mu 3 Tambon Khlong Ha, Amphoe Khlong Luang,
Changwat Pathumthani 12120, Thailand
Tel. (66) 0 2577 9000
Fax. (66) 0 2577 9009
E-mail : rumpai@tistr.or.th Website:www.tistr.or.th

Office/Laboratory

Soi 1C, Bangpoo Industrial Estate, Sukhumvit Road,
Amphoe Muang, Changwat Samutprakan 10280, Thailand
Tel. (66) 0 2323 1672-80 ext. 115, 116
Fax. (66) 0 2323 9165
E-mail : mtc@tistr.or.th

Office

196 Phahonyothin Road, Chatuchak, Bangkok 10900,
Thailand
Tel. (66) 0 2579 1121-30 ext. 5219, 5225, 5217
Fax. (66) 0 2579 8592
E-mail : sumalee@tistr.or.th

THAILAND INSTITUTE OF SCIENTIFIC AND TECHNOLOGICAL RESEARCH (TISTR)

Request No. 21-65/0378

MTC No. EEL. BP. 53/0365

9. Peak C sound level

Number of cycles in test signal	Anticipated value (dB)	Measured value (dB)	Deviated value (dB)	Uncertainty (\pm dB)	Tolerance limits Class 2 (\pm dB)
Complete cycle	125.4	125.7	0.3	0.20	2.4
Positive half cycle	124.4	124.2	-0.2	0.20	1.4
Negative half cycle	124.4	124.2	-0.2	0.20	1.4

10. Overload indication

Measured value (dB)		Deviated value (dB)	Uncertainty (\pm dB)	Tolerance Limits Class 2 (\pm dB)
Positive one-half cycle	Negative one-half cycle			
133.0	133.0	0.0	0.30	1.8

Calibrated by :



(Mr. Pannasit Phasingsri)



(Mr. Tawikiat Iamsamran)

Approved by :



(Mr. Prawate Kluaypa)



Director

Electrical and Electronic Standards Laboratory

Industrial Metrology and Testing Service Centre

Date of Calibration : 30 Mar. 2022

Date of Issue : 31 Mar. 2022

Ref: 2011265031401123003

End of Certificate

8 / 8

The results relate only to the items tested/calibrated or value assigned.

Advertising the Report/Certificate and publicity of the results except in full are prohibited unless written permission is obtained from the governor of TISTR.

FM.BL.MTC.002 Rev.4

THAILAND INSTITUTE OF SCIENTIFIC AND TECHNOLOGICAL RESEARCH (TISTR)

Request No. 21-65/0455

MTC No. EEL. BP. 41/0465

CALIBRATION CERTIFICATE

Submitted by : S.P.S. Consulting Service Co.,Ltd.

Address : 7 Soi Phaholyothin 24, Phaholyothin Road, Jompol, Chatuchak, Bangkok 10900.

Calibrated at : Electrical and Electronic Standards Laboratory, Industrial Metrology and Testing Service Centre.
: Soi 1C, Bangpoo Industrial Estate, Sukhumvit Rd., Muang, Samutprakan 10280.

Instrument Calibrated :

Description : Sound Calibrator

Manufacturer : ACO

Model : 2127

Serial No. : 130006

Ambient Environment

Temperature : $(23 \pm 3) ^\circ\text{C}$

Relative Humidity : $(50 \pm 15) \%$

Ambient Pressure : $(101.325 \pm 1.500) \text{ kPa}$

Standards used : 1. Digital Function Synthesizer NF Electronic DF-193A S/N 122037.

2. Measuring Amplifier Bruel&Kjaer 2636 S/N 1537484.

3. Programmable Attenuator Tamagawa TPA-303A S/N OF 2214.

4. Digital Multimeter Agilent 34401A S/N MY44005560.

5. Pressure Transmitter Vaisala PTB202AD S/N T0650001.

6. Audio Analyzer Keithley 2015-P S/N 4106495.

7. Condenser Microphone Bruel&Kjaer 4180 S/N 2889871.

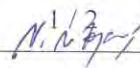
Calibration Procedure: CP-102-04 based on IEC 60942-2003. The sound pressure level of instrument was measured by standard microphone using an insert voltage technique.

This instrument has been calibrated against standards maintained at Electrical and Electronic Standards Laboratory (EEL), which are traceable to the International System of Units through the National Institute of Metrology (Thailand).

The information on actual reading is attached herewith and the uncertainty limits quoted refer to the measured values only.

Date of Receipt : 22 Apr. 2022

Date of Calibration : 28 Apr. 2022



The results relate only to the items tested/calibrated or value assigned.

Advertising the Report/Certificate and publicity of the results except in full are prohibited unless written permission is obtained from the governor of TISTR.

FM.BL.MTC.002 Rev.4

THAILAND INSTITUTE OF SCIENTIFIC AND TECHNOLOGICAL RESEARCH (TISTR)

Request No. 21-65/0455

MTC No. EEL. BP. 41/0465

The reported expanded uncertainty is based upon a standard uncertainty multiplied by a coverage factor $k = 2$, providing a level of confidence of approximately 95%.

Nominal Output of Unit Under Test = 94 dB re 20 μ Pa at 1000 Hz

Acoustic Output in dB re 20 μ Pa, Corrected to Reference Conditions: 101.325 kPa, 23.0 °C and 50 %RH.

1. Sound Pressure Level

Standard Microphone Type	Measured Sound Pressure Level (dB)	Deviated value (dB)	Uncertainty (dB)	Tolerance limit IEC60942:2003 Class 1
1/2 inch Bruel&Kjaer 4180	93.93	-0.07	± 0.10	± 0.40 dB

2. Frequency

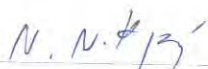
Standard Microphone Type	Measured Frequency (Hz)	Deviated value (Hz)	Uncertainty (Hz)	Tolerance limit IEC60942:2003 Class 1
1/2 inch Bruel&Kjaer 4180	999.9	-0.1	± 1.5	$\pm 1.0\%$


3. Total Distortion

Standard Microphone Type	Measured Total Distortion (%)	Uncertainty (%)	Tolerance limit IEC60942:2003 Class 1
1/2 inch Bruel&Kjaer 4180	1.44	± 0.50	$\pm 3.0\%$

- Note :
1. No adjustment.
 2. The calibrator pressure correction was not included.
 3. The microphone volume correction was not included.

Calibrated by :


(Mr. Nuttapong Niljrusvanit)


(Mr. Tawikiat Iamsamran)

Date of Calibration : 28 Apr. 2022

Date of Issue : 28 Apr. 2022

Approved by :


(Mr. Prawate Kluaypa)
Director

Electrical and Electronic Standards Laboratory
Industrial Metrology and Testing Service Centre

Ref : 2011265042601787001

2 / 2

End of Certificate

The results relate only to the items tested/calibrated or value assigned.

Advertising the Report/Certificate and publicity of the results except in full are prohibited unless written permission is obtained from the governor of TISTR.

FM.BL.MTC.002 Rev.4

Head Office
35 Mu 3 Tambon Khlong Ha, Amphoe Khlong Luang,
Changwat Pathumthani 12120, Thailand
Tel. (66) 0 2577 9000
Fax. (66) 0 2577 9009
E-mail : rumpai@tistr.or.th Website:www.tistr.or.th

Office/Laboratory
Soi 1C, Bangpoo Industrial Estate, Sukhumvit Road,
Amphoe Muang, Changwat Samutprakan 10280, Thailand
Tel. (66) 0 2323 1672-80 ext. 115, 116
Fax. (66) 0 2323 9165
E-mail : mtc@tistr.or.th

Office
196 Phahonyothin Road, Chatuchak, Bangkok 10900,
Thailand
Tel. (66) 0 2579 1121-30 ext. 5219, 5225, 5217
Fax. (66) 0 2579 8592
E-mail : sumalee@tistr.or.th

THAILAND INSTITUTE OF SCIENTIFIC AND TECHNOLOGICAL RESEARCH (TISTR)

Request No. 21-65/0378

MTC No. EEL. BP. 55/0365

CALIBRATION CERTIFICATE

Submitted by : S.P.S. Consulting Service Co., Ltd.

Address : 7 Soi Phaholyothin 24, Phaholyothin Road, Jompol, Chatuchak, Bangkok 10900.

Calibrated at : Electrical and Electronic Standards Laboratory, Industrial Metrology and Testing Service Centre.
Soi 1C, Bangpoo Industrial Estate, Sukhumvit Rd., A.Muang, Samutprakan 10280.

Instrument Calibrated :

Description : Sound Level Meter
Manufacturer : ACO
Model : 6236
Serial No. : 192027
Microphone : Type 7052NR No.61756
Preamplifier : -

Ambient Environment

Temperature : $(23 \pm 3) ^\circ\text{C}$
Relative Humidity : $(50 \pm 15) \%$
Ambient Pressure : $(101.325 \pm 1.5) \text{ kPa}$

Standards used :

1. Band Pass Filter Stanford Research Systems SR 650 S/N 28712.
2. Condenser Microphone Brüel&Kjær 4180 S/N 2889871.
3. Decade Attenuator Ando AL-205 S/N 00464602.
4. Function/Arbitrary Waveform Generator Agilent 33220A S/N MY44042668.
5. Digital Function Synthesizer NF Electronic Instruments DF-193A S/N 122037.
6. Digital Multimeter Fluke 8520A S/N 4985007.
7. Pistonphone Rion NC-72 S/N 00402446.
8. Measuring Amplifier Brüel&Kjær 2636 S/N 1537484.

Date of Receipt : 14 Mar. 2022

Date of Calibration : 30 Mar. 2022

1 / 8

2

The results relate only to the items tested/calibrated or value assigned.

Advertising the Report/Certificate and publicity of the results except in full are prohibited unless written permission is obtained from the governor of TISTR.

FM.BL.MTC.002 Rev.4

Head Office
35 Mu 3 Tambon Khlong Ha, Amphoe Khlong Luang,
Changwat Pathumthani 12120, Thailand
Tel. (66) 0 2577 9000
Fax. (66) 0 2577 9009
E-mail : rumpai@tistr.or.th Website:www.tistr.or.th

Office/Laboratory
Soi 1C, Bangpoo Industrial Estate, Sukhumvit Road,
Amphoe Muang, Changwat Samutprakan 10280, Thailand
Tel. (66) 0 2323 1672-80 ext. 115, 116
Fax. (66) 0 2323 9165
E-mail : mtc@tistr.or.th

Office
196 Phahonyothin Road, Chatuchak, Bangkok 10900,
Thailand
Tel. (66) 0 2579 1121-30 ext. 5219, 5225, 5217
Fax. (66) 0 2579 8592
E-mail : sumalee@tistr.or.th

THAILAND INSTITUTE OF SCIENTIFIC AND TECHNOLOGICAL RESEARCH (TISTR)

Request No. 21-65/0378

MTC No. EEL. BP. 55/0365

9. Power Amplifier Brüel&Kjær 2706 S/N 1517650.
10. Speaker Tannoy Limited, Great Britain British Patent No. 215300.
11. Digital Multimeter Agilent 34401A S/N MY44005560.
12. Programmable Attenuator Tamagawa TPA-303A S/N 2212.

Calibration Procedure :

This instrument was calibrated by using calibration procedures no CP-102-02 and CP-102-03, which were based on IEC 61672-3 Electroacoustics - Sound Level Meters - Part 3 : Periodic tests (2006). These calibration procedures were related to the electrical and acoustic signal tests. The electrical signal test was carried out with the direct measurement method. The acoustic signal test was performed in an anechoic room with the comparison measurement method.

This instrument has been calibrated against standards maintained at the Electrical and Electronic Standards Laboratory (EEL), which are traceable to the International System of Units through the National Institute of Metrology (Thailand).

The information on actual reading is attached herewith and the uncertainty limits quoted refer to the measured values only.

The reported expanded uncertainty is based upon a standard uncertainty multiplied by a coverage factor $k=2$, providing a level of confidence of approximately 95%.

Date of Calibration : 30 Mar. 2022

2 / 8

The results relate only to the items tested/calibrated or value assigned.

Advertising the Report/Certificate and publicity of the results except in full are prohibited unless written permission is obtained from the governor of TISTR.

FM.BL.MTC.002 Rev.4

Head Office

35 Mu 3 Tambon Khlong Ha, Amphoe Khlong Luang,
Changwat Pathumthani 12120, Thailand
Tel. (66) 0 2577 9000
Fax. (66) 0 2577 9009
E-mail : rumpai@tistr.or.th Website:www.tistr.or.th

Office/Laboratory

Soi 1C, Bangpoo Industrial Estate, Sukhumvit Road,
Amphoe Muang, Changwat Samutprakan 10280, Thailand
Tel. (66) 0 2323 1672-80 ext. 115, 116
Fax. (66) 0 2323 9165
E-mail : mtc@tistr.or.th

Office

196 Phahonyothin Road, Chatuchak, Bangkok 10900,
Thailand
Tel. (66) 0 2579 1121-30 ext. 5219, 5225, 5217
Fax. (66) 0 2579 8592
E-mail : sumalee@tistr.or.th

1. Absolute Sensitivity

Reference Acoustic Signal (dB)	Unit Under Test			Tolerance	
	Measured Value (dB)		Deviation (dB)	Uncertainty (±dB)	Limit Class 2 (±dB)
	Before adjust	After adjust			
113.92	115.1	113.9	0.0	0.30	1.4

Note: The external calibration adjustment was firstly performed. The internal calibration adjustment was then completed at the display of 116.8 dB.

2. Self-generated noise

2.1 Normal test

Measured value (dB)	Uncertainty (±dB)
21.4	0.10

2.2 The microphone of the sound level meter was replaced by electrical signal input device

Frequency Weighting	Measured Value (dB)	Uncertainty (±dB)
A-Weighting	15.4	0.10
C-Weighting	20.9	0.10
Flat	24.8	0.10

Date of Calibration : 30 Mar. 2022

3 / 8

The results relate only to the items tested/calibrated or value assigned.

Advertising the Report/Certificate and publicity of the results except in full are prohibited unless written permission is obtained from the governor of TISTR.

FM.BL.MTC.002 Rev.4

Head Office

35 Mu 3 Tambon Khlong Ha, Amphoe Khlong Luang,
Changwat Pathumthani 12120, Thailand

Tel. (66) 0 2577 9000

Fax. (66) 0 2577 9009

E-mail : rumpai@tistr.or.th Website:www.tistr.or.th

Office/Laboratory

Soi 1C, Bangpoo Industrial Estate, Sukhumvit Road,
Amphoe Muang, Changwat Samutprakan 10280, Thailand

Tel. (66) 0 2323 1672-80 ext. 115, 116

Fax. (66) 0 2323 9165

E-mail : mtc@tistr.or.th

Office

196 Phahonyothin Road, Chatuchak, Bangkok 10900,
Thailand

Tel. (66) 0 2579 1121-30 ext. 5219, 5225, 5217

Fax. (66) 0 2579 8592

E-mail : sumalee@tistr.or.th

THAILAND INSTITUTE OF SCIENTIFIC AND TECHNOLOGICAL RESEARCH (TISTR)

Request No. 21-65/0378

MTC No. EEL. BP. 55/0365

3. Acoustical signal test of frequency weightings

Frequency (Hz)	Deviation from response curve			Uncertainty (±dB)	Tolerance Limits Class 2 (±dB)
	A-weighting (dB)	C-weighting (dB)	Flat (dB)		
125	0.3	0.3	0.2	0.40	2.0
1 000	-0.3	-0.3	-0.2	0.40	1.4
4 000	1.1	1.1	1.5	0.40	3.6

4. Electrical signal test of frequency weightings

Frequency (Hz)	Deviation from response curve			Uncertainty (±dB)	Tolerance Limits Class 2 (±dB)
	A-weighting (dB)	C-weighting (dB)	Flat (dB)		
63	0.2	0.0	-0.1	0.20	2.5
125	0.1	0.1	0.0	0.20	2.0
250	0.1	0.0	0.0	0.20	1.9
500	0.1	0.0	0.0	0.20	1.9
1 000	0.0	0.0	0.0	0.20	1.4
2 000	-0.1	-0.1	0.0	0.20	2.6
4 000	-0.5	-0.4	-0.1	0.20	3.6
8 000	-0.6	-0.6	-0.3	0.20	5.6

Date of Calibration : 30 Mar. 2022

4 / 8

The results relate only to the items tested/calibrated or value assigned.

Advertising the Report/Certificate and publicity of the results except in full are prohibited unless written permission is obtained from the governor of TISTR.

FM.BL.MTC.002 Rev.4

5. Frequency and time weightings at 1 kHz

5.1 Frequency weightings at 1 kHz

Frequency Weighting	Measured Value (dB)	Deviated Value (dB)	Uncertainty (+dB)	Tolerance Limits Class 2 (+dB)
A-weighting	94.0	0.0	0.20	0.4
C-weighting	94.0	0.0	0.20	0.4
Flat	94.0	0.0	0.20	0.4

5.2 Time weightings at 1 kHz

Frequency Weighting	Measured Value (dB)	Deviated Value (dB)	Uncertainty (+dB)	Tolerance Limits Class 2 (+dB)
Fast	94.0	0.0	0.20	0.3
Slow	94.0	0.0	0.20	0.3
Leq	93.9	-0.1	0.20	0.3

6. Level linearity on the reference level range

Anticipated Value (dB)	Measured Value (dB)	Deviated Value (dB)	Uncertainty (+dB)	Tolerance Limits Class 2 (+dB)
122	122.1	0.1	0.30	1.4
121	121.1	0.1	0.30	1.4
120	120.1	0.1	0.30	1.4
119	119.1	0.1	0.30	1.4
114	114.0	0.0	0.30	1.4
109	109.0	0.0	0.30	1.4

Date of Calibration : 30 Mar. 2022

5 / 8

The results relate only to the items tested/calibrated or value assigned.

Advertising the Report/Certificate and publicity of the results except in full are prohibited unless written permission is obtained from the governor of TISTR.

FM.BL.MTC.002 Rev.4

Head Office
35 Mu 3 Tambon Khlong Ha, Amphoe Khlong Luang,
Changwat Pathumthani 12120, Thailand
Tel. (66) 0 2577 9000
Fax. (66) 0 2577 9009
E-mail : rumpai@tistr.or.th Website:www.tistr.or.th

Office/Laboratory
Soi 1C, Bangpoo Industrial Estate, Sukhumvit Road,
Amphoe Muang, Changwat Samutprakan 10280, Thailand
Tel. (66) 0 2323 1672-80 ext. 115, 116
Fax. (66) 0 2323 9165
E-mail : mtc@tistr.or.th

Office
196 Phahonyothin Road, Chatuchak, Bangkok 10900,
Thailand
Tel. (66) 0 2579 1121-30 ext. 5219, 5225, 5217
Fax. (66) 0 2579 8592
E-mail : sumalee@tistr.or.th

THAILAND INSTITUTE OF SCIENTIFIC AND TECHNOLOGICAL RESEARCH (TISTR)

Request No. 21-65/0378

MTC No. EEL. BP. 55/0365

6. Level linearity on the reference level range (cont.)

Anticipated Value (dB)	Measured Value (dB)	Deviated Value (dB)	Uncertainty (+dB)	Tolerance Limits Class 2 (+dB)
104	104.0	0.0	0.30	1.4
99	99.0	0.0	0.30	1.4
94	94.0	0.0	0.30	1.4
89	89.0	0.0	0.30	1.4
84	84.2	0.2	0.30	1.4
79	79.2	0.2	0.30	1.4
74	74.2	0.2	0.30	1.4
69	69.2	0.2	0.30	1.4
64	64.1	0.1	0.30	1.4
59	59.1	0.1	0.30	1.4
54	54.1	0.1	0.30	1.4
49	49.1	0.1	0.30	1.4
44	44.2	0.2	0.30	1.4
39	39.2	0.2	0.30	1.4
34	34.2	0.2	0.30	1.4
33	33.3	0.3	0.30	1.4
32	32.4	0.4	0.30	1.4
31	31.4	0.4	0.30	1.4
30	30.5	0.5	0.30	1.4

Date of Calibration : 30 Mar. 2022

6 / 8

The results relate only to the items tested/calibrated or value assigned.

Advertising the Report/Certificate and publicity of the results except in full are prohibited unless written permission is obtained from the governor of TISTR.

FM.BL.MTC.002 Rev.4

THAILAND INSTITUTE OF SCIENTIFIC AND TECHNOLOGICAL RESEARCH (TISTR)

Request No. 21-65/0378

MTC No. EEL. BP. 55/0365

7. Level linearity including the level range control

Range	Anticipated Value (dB)	Measured Value (dB)	Deviated Value (dB)	Uncertainty (+dB)	Tolerance Limits Class 2 (+dB)
40-130	125	125.0	0.0	0.30	1.4
30-120	115	115.0	0.0	0.30	1.4
20-110	105	105.0	0.0	0.30	1.4
20-100	95	95.0	0.0	0.30	1.4
20-90	85	84.9	-0.1	0.30	1.4
20-80	75	74.9	-0.1	0.30	1.4

8. Tone burst response

Time Weighting	Toneburst Duration, Tb (ms)	Measured Value (dB)	Deviated Value (dB)	Uncertainty (+dB)	Tolerance Limits Class 2 (dB)
Fast	200	115.9	-0.1	0.20	± 1.3
	2	98.9	-0.1	0.20	+1.3; -2.8
	0.25	89.8	-0.2	0.20	+1.8; -5.3
Slow	200	109.4	-0.2	0.20	± 1.3
	2	89.8	-0.2	0.20	+1.3; -5.3
SEL	200	109.9	-0.1	0.20	± 1.3
	2	89.9	-0.1	0.20	+1.3; -2.8
	0.25	80.9	-0.1	0.20	+1.8; -5.3

Date of Calibration : 30 Mar. 2022

7/8

The results relate only to the items tested/calibrated or value assigned.

Advertising the Report/Certificate and publicity of the results except in full are prohibited unless written permission is obtained from the governor of TISTR.

FM.BLMTC.002 Rev.4

Head Office
35 Mu 3 Tambon Khlong Ha, Amphoe Khlong Luang,
Changwat Pathumthani 12120, Thailand
Tel. (66) 0 2577 9000
Fax. (66) 0 2577 9009
E-mail : rumpai@tistr.or.th Website:www.tistr.or.th

Office/Laboratory
Soi 1C, Bangpoo Industrial Estate, Sukhumvit Road,
Amphoe Muang, Changwat Samutprakan 10280, Thailand
Tel. (66) 0 2323 1672-80 ext. 115, 116
Fax. (66) 0 2323 9165
E-mail : mtc@tistr.or.th

Office
196 Phahonyothin Road, Chatuchak, Bangkok 10900,
Thailand
Tel. (66) 0 2579 1121-30 ext. 5219, 5225, 5217
Fax. (66) 0 2579 8592
E-mail : sumalee@tistr.or.th

THAILAND INSTITUTE OF SCIENTIFIC AND TECHNOLOGICAL RESEARCH (TISTR)

Request No. 21-65/0378

MTC No. EEL. BP. 55/0365

9. Peak C sound level

Number of cycles in test signal	Anticipated value (dB)	Measured value (dB)	Deviated value (dB)	Uncertainty (\pm dB)	Tolerance limits Class 2 (\pm dB)
Complete cycle	125.4	125.7	0.3	0.20	2.4
Positive half cycle	124.4	124.2	-0.2	0.20	1.4
Negative half cycle	124.4	124.2	-0.2	0.20	1.4

10. Overload indication

Measured value (dB)		Deviated value (dB)	Uncertainty (\pm dB)	Tolerance Limits Class 2 (\pm dB)
Positive one-half cycle	Negative one-half cycle			
133.0	133.0	0.0	0.30	1.8

Calibrated by :

Pannasit Ph.

(Mr. Pannasit Phasingsri)

Tawikiat I.

(Mr. Tawikiat Iamsamran)

Date of Calibration : 30 Mar. 2022

Date of Issue : 31 Mar. 2022

Approved by :

Prawate K.

(Mr. Prawate Kluaypa)

Director

Electrical and Electronic Standards Laboratory

Industrial Metrology and Testing Service Centre

Ref : 2011265031401123005

End of Certificate

8 / 8

The results relate only to the items tested/calibrated or value assigned.

Advertising the Report/Certificate and publicity of the results except in full are prohibited unless written permission is obtained from the governor of TISTR.

FM.BL.MTC.002 Rev.4

Head Office

35 Mu 3 Tambon Khlong Ha, Amphoe Khlong Luang,
Changwat Pathumthani 12120, Thailand
Tel. (66) 0 2577 9000
Fax. (66) 0 2577 9009
E-mail : rumpai@tistr.or.th Website:www.tistr.or.th

Office/Laboratory

Soi 1C, Bangpoo Industrial Estate, Sukhumvit Road,
Amphoe Muang, Changwat Samutprakan 10280, Thailand
Tel. (66) 0 2323 1672-80 ext. 115, 116
Fax. (66) 0 2323 9165
E-mail : mtc@tistr.or.th

Office

196 Phahonyothin Road, Chatuchak, Bangkok 10900,
Thailand
Tel. (66) 0 2579 1121-30 ext. 5219, 5225, 5217
Fax. (66) 0 2579 8592
E-mail : sumalee@tistr.or.th

THAILAND INSTITUTE OF SCIENTIFIC AND TECHNOLOGICAL RESEARCH (TISTR)

Request No. 21-65/0378

MTC No. EEL. BP. 53/0365

CALIBRATION CERTIFICATE

Submitted by : S.P.S. Consulting Service Co., Ltd.
Address : 7 Soi Phaholyothin 24, Phaholyothin Road, Jompol, Chatuchak, Bangkok 10900.
Calibrated at : Electrical and Electronic Standards Laboratory, Industrial Metrology and Testing Service Centre.
Soi 1C, Bangpoo Industrial Estate, Sukhumvit Rd., A.Muang, Samutprakan 10280.

Instrument Calibrated :

Description : Sound Level Meter
Manufacturer : ACO
Model : 6236
Serial No. : 192032
Microphone : Type 7052NR No.73330
Preamplifier : -

Ambient Environment

Temperature : $(23 \pm 3) ^\circ\text{C}$
Relative Humidity : $(50 \pm 15) \%$
Ambient Pressure : $(101.325 \pm 1.5) \text{ kPa}$

Standards used :

1. Band Pass Filter Stanford Research Systems SR 650 S/N 28712.
2. Condenser Microphone Brüel&Kjær 4180 S/N 2889871.
3. Decade Attenuator Ando AL-205 S/N 00464602.
4. Function/Arbitrary Waveform Generator Agilent 33220A S/N MY44042668.
5. Digital Function Synthesizer NF Electronic Instruments DF-193A S/N 122037.
6. Digital Multimeter Fluke 8520A S/N 4985007.
7. Pistonphone Rion NC-72 S/N 00402446.
8. Measuring Amplifier Brüel&Kjær 2636 S/N 1537484.

Date of Receipt : 14 Mar. 2022

Date of Calibration : 30 Mar. 2022

1 / 8

7

The results relate only to the items tested/calibrated or value assigned.

Advertising the Report/Certificate and publicity of the results except in full are prohibited unless written permission is obtained from the governor of TISTR.

FM.BL.MTC.002 Rev.4

Head Office
35 Mu 3 Tambon Khlong Ha, Amphoe Khlong Luang,
Changwat Pathumthani 12120, Thailand
Tel. (66) 0 2577 9000
Fax. (66) 0 2577 9009
E-mail : rumpai@tistr.or.th Website:www.tistr.or.th

Office/Laboratory
Soi 1C, Bangpoo Industrial Estate, Sukhumvit Road,
Amphoe Muang, Changwat Samutprakan 10280, Thailand
Tel. (66) 0 2323 1672-80 ext. 115, 116
Fax. (66) 0 2323 9165
E-mail : mtc@tistr.or.th

Office
196 Phahonyothin Road, Chatuchak, Bangkok 10900,
Thailand
Tel. (66) 0 2579 1121-30 ext. 5219, 5225, 5217
Fax. (66) 0 2579 8592
E-mail : sumalee@tistr.or.th

THAILAND INSTITUTE OF SCIENTIFIC AND TECHNOLOGICAL RESEARCH (TISTR)

Request No. 21-65/0378

MTC No. EEL. BP. 53/0365

9. Power Amplifier Brüel&Kjær 2706 S/N 1517650.
10. Speaker Tannoy Limited, Great Britain British Patent No. 215300.
11. Digital Multimeter Agilent 34401A S/N MY44005560.
12. Programmable Attenuator Tamagawa TPA-303A S/N 2212.

Calibration Procedure :

This instrument was calibrated by using calibration procedures no CP-102-02 and CP-102-03, which were based on IEC 61672-3 Electroacoustics - Sound Level Meters - Part 3 : Periodic tests (2006). These calibration procedures were related to the electrical and acoustic signal tests. The electrical signal test was carried out with the direct measurement method. The acoustic signal test was performed in an anechoic room with the comparison measurement method.

This instrument has been calibrated against standards maintained at the Electrical and Electronic Standards Laboratory (EEL), which are traceable to the International System of Units through the National Institute of Metrology (Thailand).

The information on actual reading is attached herewith and the uncertainty limits quoted refer to the measured values only.

The reported expanded uncertainty is based upon a standard uncertainty multiplied by a coverage factor $k=2$, providing a level of confidence of approximately 95%.

Date of Calibration : 30 Mar. 2022

2 / 8

The results relate only to the items tested/calibrated or value assigned.

Advertising the Report/Certificate and publicity of the results except in full are prohibited unless written permission is obtained from the governor of TISTR.

FM.BL.MTC.002 Rev.4

1. Absolute Sensitivity

Reference	Unit Under Test				Tolerance
Acoustic Signal (dB)	Measured Value (dB)		Deviation (dB)	Uncertainty (±dB)	Limit Class 2 (±dB)
	Before adjust	After adjust			
113.92	114.4	113.9	0.0	0.30	1.4

Note: The external calibration adjustment was firstly performed. The internal calibration adjustment was then completed at the display of 114.9 dB.

2. Self-generated noise

2.1 Normal test

Measured value (dB)	Uncertainty (±dB)
20.1	0.10

2.2 The microphone of the sound level meter was replaced by electrical signal input device

Frequency Weighting	Measured Value (dB)	Uncertainty (±dB)
A-Weighting	14.9	0.10
C-Weighting	20.6	0.10
Flat	25.2	0.10

Date of Calibration : 30 Mar. 2022

3 / 8

The results relate only to the items tested/calibrated or value assigned.

Advertising the Report/Certificate and publicity of the results except in full are prohibited unless written permission is obtained from the governor of TISTR.

THAILAND INSTITUTE OF SCIENTIFIC AND TECHNOLOGICAL RESEARCH (TISTR)

Request No. 21-65/0378

MTC No. EEL. BP. 53/0365

3. Acoustical signal test of frequency weightings

Frequency (Hz)	Deviation from response curve			Uncertainty (±dB)	Tolerance Limits Class 2 (±dB)
	A-weighting (dB)	C-weighting (dB)	Flat (dB)		
125	0.1	0.1	0.0	0.40	2.0
1 000	-0.4	-0.4	-0.3	0.40	1.4
4 000	0.8	0.8	1.2	0.40	3.6

4. Electrical signal test of frequency weightings

Frequency (Hz)	Deviation from response curve			Uncertainty (±dB)	Tolerance Limits Class 2 (±dB)
	A-weighting (dB)	C-weighting (dB)	Flat (dB)		
63	0.2	0.0	-0.1	0.20	2.5
125	0.0	0.0	-0.1	0.20	2.0
250	0.1	0.0	0.0	0.20	1.9
500	0.1	0.0	0.0	0.20	1.9
1 000	0.0	0.0	0.0	0.20	1.4
2 000	-0.1	-0.1	-0.1	0.20	2.6
4 000	-0.4	-0.4	-0.2	0.20	3.6
8 000	-0.6	-0.7	-0.3	0.20	5.6

Date of Calibration : 30 Mar. 2022

4 / 8

The results relate only to the items tested/calibrated or value assigned.

Advertising the Report/Certificate and publicity of the results except in full are prohibited unless written permission is obtained from the governor of TISTR.

FM.BL.MTC.002 Rev.4

5. Frequency and time weightings at 1 kHz

5.1 Frequency weightings at 1 kHz

Frequency Weighting	Measured Value (dB)	Deviated Value (dB)	Uncertainty (\pm dB)	Tolerance Limits Class 2 (\pm dB)
A-weighting	94.0	0.0	0.20	0.4
C-weighting	94.0	0.0	0.20	0.4
Flat	94.1	0.1	0.20	0.4

5.2 Time weightings at 1 kHz

Frequency Weighting	Measured Value (dB)	Deviated Value (dB)	Uncertainty (\pm dB)	Tolerance Limits Class 2 (\pm dB)
Fast	94.0	0.0	0.20	0.3
Slow	94.0	0.0	0.20	0.3
Leq	94.0	0.0	0.20	0.3

6. Level linearity on the reference level range

Anticipated Value (dB)	Measured Value (dB)	Deviated Value (dB)	Uncertainty (\pm dB)	Tolerance Limits Class 2 (\pm dB)
122	122.1	0.1	0.30	1.4
121	121.1	0.1	0.30	1.4
120	120.1	0.1	0.30	1.4
119	119.1	0.1	0.30	1.4
114	114.0	0.0	0.30	1.4
109	109.0	0.0	0.30	1.4

Date of Calibration : 30 Mar. 2022

5 / 8

The results relate only to the items tested/calibrated or value assigned.

Advertising the Report/Certificate and publicity of the results except in full are prohibited unless written permission is obtained from the governor of TISTR.

FM.BL.MTC.002 Rev.4

Head Office
35 Mu 3 Tambon Khlong Ha, Amphoe Khlong Luang,
Changwat Pathumthani 12120, Thailand
Tel. (66) 0 2577 9000
Fax. (66) 0 2577 9009
E-mail : rumpai@tistr.or.th Website:www.tistr.or.th

Office/Laboratory
Soi 1C, Bangpoo Industrial Estate, Sukhumvit Road,
Amphoe Muang, Changwat Samutprakan 10280, Thailand
Tel. (66) 0 2323 1672-80 ext. 115, 116
Fax. (66) 0 2323 9165
E-mail : mtc@tistr.or.th

Office
196 Phahonyothin Road, Chatuchak, Bangkok 10900,
Thailand
Tel. (66) 0 2579 1121-30 ext. 5219, 5225, 5217
Fax. (66) 0 2579 8592
E-mail : sumalee@tistr.or.th

THAILAND INSTITUTE OF SCIENTIFIC AND TECHNOLOGICAL RESEARCH (TISTR)

Request No. 21-65/0378

MTC No. EEL. BP. 53/0365

6. Level linearity on the reference level range (cont.)

Anticipated Value (dB)	Measured Value (dB)	Deviated Value (dB)	Uncertainty (\pm dB)	Tolerance Limits Class 2 (\pm dB)
104	104.0	0.0	0.30	1.4
99	99.0	0.0	0.30	1.4
94	94.0	0.0	0.30	1.4
89	89.0	0.0	0.30	1.4
84	84.2	0.2	0.30	1.4
79	79.1	0.1	0.30	1.4
74	74.1	0.1	0.30	1.4
69	69.1	0.1	0.30	1.4
64	64.0	0.0	0.30	1.4
59	59.0	0.0	0.30	1.4
54	54.0	0.0	0.30	1.4
49	49.0	0.0	0.30	1.4
44	44.1	0.1	0.30	1.4
39	39.1	0.1	0.30	1.4
34	34.1	0.1	0.30	1.4
33	33.2	0.2	0.30	1.4
32	32.2	0.2	0.30	1.4
31	31.3	0.3	0.30	1.4
30	30.4	0.4	0.30	1.4

Date of Calibration : 30 Mar. 2022

6 / 8

The results relate only to the items tested/calibrated or value assigned.

Advertising the Report/Certificate and publicity of the results except in full are prohibited unless written permission is obtained from the governor of TISTR.

FM.BL.MTC.002 Rev.4

Head Office
35 Mu 3 Tambon Khlong Ha, Amphoe Khlong Luang,
Changwat Pathumthani 12120, Thailand
Tel. (66) 0 2577 9000
Fax. (66) 0 2577 9009
E-mail : rumpai@tistr.or.th Website:www.tistr.or.th

Office/Laboratory
Soi 1C, Bangpoo Industrial Estate, Sukhumvit Road,
Amphoe Muang, Changwat Samutprakan 10280, Thailand
Tel. (66) 0 2323 1672-80 ext. 115, 116
Fax. (66) 0 2323 9165
E-mail : mtc@tistr.or.th

Office
196 Phahonyothin Road, Chatuchak, Bangkok 10900,
Thailand
Tel. (66) 0 2579 1121-30 ext. 5219, 5225, 5217
Fax. (66) 0 2579 8592
E-mail : sumalee@tistr.or.th

THAILAND INSTITUTE OF SCIENTIFIC AND TECHNOLOGICAL RESEARCH (TISTR)

Request No. 21-65/0378

MTC No. EEL. BP. 53/0365

7. Level linearity including the level range control

Range	Anticipated Value (dB)	Measured Value (dB)	Deviated Value (dB)	Uncertainty (+dB)	Tolerance Limits Class 2 (+dB)
40-130	125	125.1	0.1	0.30	1.4
30-120	115	115.0	0.0	0.30	1.4
20-110	105	105.0	0.0	0.30	1.4
20-100	95	95.0	0.0	0.30	1.4
20-90	85	85.0	0.0	0.30	1.4
20-80	75	75.0	0.0	0.30	1.4

8. Tone burst response

Time Weighting	Toneburst Duration, Tb (ms)	Measured Value (dB)	Deviated Value (dB)	Uncertainty (+dB)	Tolerance Limits Class 2 (dB)
Fast	200	115.8	-0.2	0.20	± 1.3
	2	98.6	-0.4	0.20	+1.3; -2.8
	0.25	89.5	-0.5	0.20	+1.8; -5.3
Slow	200	109.5	-0.1	0.20	± 1.3
	2	89.8	-0.2	0.20	+1.3; -5.3
SEL	200	109.9	-0.1	0.20	± 1.3
	2	89.9	-0.1	0.20	+1.3; -2.8
	0.25	80.9	-0.1	0.20	+1.8; -5.3

Date of Calibration : 30 Mar. 2022

7/8

The results relate only to the items tested/calibrated or value assigned.

Advertising the Report/Certificate and publicity of the results except in full are prohibited unless written permission is obtained from the governor of TISTR.

FM.BL.MTC.002 Rev.4

Head Office

35 Mu 3 Tambon Khlong Ha, Amphoe Khlong Luang,
Changwat Pathumthani 12120, Thailand
Tel. (66) 0 2577 9000
Fax. (66) 0 2577 9009
E-mail : rumpai@tistr.or.th Website:www.tistr.or.th

Office/Laboratory

Soi 1C, Bangpoo Industrial Estate, Sukhumvit Road,
Amphoe Muang, Changwat Samutprakan 10280, Thailand
Tel. (66) 0 2323 1672-80 ext. 115, 116
Fax. (66) 0 2323 9165
E-mail : mtc@tistr.or.th

Office

196 Phahonyothin Road, Chatuchak, Bangkok 10900,
Thailand
Tel. (66) 0 2579 1121-30 ext. 5219, 5225, 5217
Fax. (66) 0 2579 8592
E-mail : sumalee@tistr.or.th

THAILAND INSTITUTE OF SCIENTIFIC AND TECHNOLOGICAL RESEARCH (TISTR)

Request No. 21-65/0378

MTC No. EEL. BP. 53/0365

9. Peak C sound level

Number of cycles in test signal	Anticipated value (dB)	Measured value (dB)	Deviated value (dB)	Uncertainty (\pm dB)	Tolerance limits Class 2 (\pm dB)
Complete cycle	125.4	125.7	0.3	0.20	2.4
Positive half cycle	124.4	124.2	-0.2	0.20	1.4
Negative half cycle	124.4	124.2	-0.2	0.20	1.4

10. Overload indication

Measured value (dB)		Deviated value (dB)	Uncertainty (\pm dB)	Tolerance Limits Class 2 (\pm dB)
Positive one-half cycle	Negative one-half cycle			
133.0	133.0	0.0	0.30	1.8

Calibrated by :



(Mr. Pannasit Phasingsri)



(Mr. Tawikiat Iamsamran)

Date of Calibration : 30 Mar. 2022

Date of Issue : 31 Mar. 2022

Approved by :



(Mr. Prawate Kluaypa)



Director

Electrical and Electronic Standards Laboratory

Industrial Metrology and Testing Service Centre

Ref: 2011265031401123003

End of Certificate

8 / 8

The results relate only to the items tested/calibrated or value assigned.

Advertising the Report/Certificate and publicity of the results except in full are prohibited unless written permission is obtained from the governor of TISTR.

FM.BL.MTC.002 Rev.4

THAILAND INSTITUTE OF SCIENTIFIC AND TECHNOLOGICAL RESEARCH (TISTR)

Request No. 21-65/0378

MTC No. EEL. BP. 54/0365

CALIBRATION CERTIFICATE

Submitted by : S.P.S. Consulting Service Co., Ltd.
Address : 7 Soi Phaholyothin 24, Phaholyothin Road, Jompol, Chatuchak, Bangkok 10900.
Calibrated at : Electrical and Electronic Standards Laboratory, Industrial Metrology and Testing Service Centre.
Soi 1C, Bangpoo Industrial Estate, Sukhumvit Rd., A.Muang, Samutprakan 10280.

Instrument Calibrated :

Description : Sound Level Meter
Manufacturer : ACO
Model : 6236
Serial No. : 192034
Microphone : Type 7052NR No.58244
Preamplifier : -

Ambient Environment

Temperature : $(23 \pm 3) ^\circ\text{C}$
Relative Humidity : $(50 \pm 15) \%$
Ambient Pressure : $(101.325 \pm 1.5) \text{ kPa}$

Standards used :

1. Band Pass Filter Stanford Research Systems SR 650 S/N 28712.
2. Condenser Microphone Brüel&Kjær 4180 S/N 2889871.
3. Decade Attenuator Ando AL-205 S/N 00464602.
4. Function/Arbitrary Waveform Generator Agilent 33220A S/N MY44042668.
5. Digital Function Synthesizer NF Electronic Instruments DF-193A S/N 122037.
6. Digital Multimeter Fluke 8520A S/N 4985007.
7. Pistonphone Rion NC-72 S/N 00402446.
8. Measuring Amplifier Brüel&Kjær 2636 S/N 1537484.

Date of Receipt : 14 Mar. 2022

Date of Calibration : 23-28 Mar. 2022

1 / 8

T

The results relate only to the items tested/calibrated or value assigned.

Advertising the Report/Certificate and publicity of the results except in full are prohibited unless written permission is obtained from the governor of TISTR.

FM.BL.MTC.002 Rev.4

Head Office

35 Mu 3 Tambon Khlong Ha, Amphoe Khlong Luang,
Changwat Pathumthani 12120, Thailand
Tel. (66) 0 2577 9000
Fax. (66) 0 2577 9009
E-mail : rumpai@tistr.or.th Website:www.tistr.or.th

Office/Laboratory

Soi 1C, Bangpoo Industrial Estate, Sukhumvit Road,
Amphoe Muang, Changwat Samutprakan 10280, Thailand
Tel. (66) 0 2323 1672-80 ext. 115, 116
Fax. (66) 0 2323 9165
E-mail : mtc@tistr.or.th

Office

196 Phahonyothin Road, Chatuchak, Bangkok 10900,
Thailand
Tel. (66) 0 2579 1121-30 ext. 5219, 5225, 5217
Fax. (66) 0 2579 8592
E-mail : sumalee@tistr.or.th

THAILAND INSTITUTE OF SCIENTIFIC AND TECHNOLOGICAL RESEARCH (TISTR)

Request No. 21-65/0378

MTC No. EEL. BP. 54/0365

9. Power Amplifier Brüel&Kjær 2706 S/N 1517650.
10. Speaker Tannoy Limited, Great Britain British Patent No. 215300.
11. Digital Multimeter Agilent 34401A S/N MY44005560.
12. Programmable Attenuator Tamagawa TPA-303A S/N 2212.

Calibration Procedure :

This instrument was calibrated by using calibration procedures no CP-102-02 and CP-102-03, which were based on IEC 61672-3 Electroacoustics - Sound Level Meters - Part 3 : Periodic tests (2006). These calibration procedures were related to the electrical and acoustic signal tests. The electrical signal test was carried out with the direct measurement method. The acoustic signal test was performed in an anechoic room with the comparison measurement method.

This instrument has been calibrated against standards maintained at the Electrical and Electronic Standards Laboratory (EEL), which are traceable to the International System of Units through the National Institute of Metrology (Thailand).

The information on actual reading is attached herewith and the uncertainty limits quoted refer to the measured values only.

The reported expanded uncertainty is based upon a standard uncertainty multiplied by a coverage factor $k=2$, providing a level of confidence of approximately 95%.

Date of Calibration : 23-28 Mar. 2022

2 / 8

The results relate only to the items tested/calibrated or value assigned.

Advertising the Report/Certificate and publicity of the results except in full are prohibited unless written permission is obtained from the governor of TISTR.

FM.BL.MTC.002 Rev.4

Head Office

35 Mu 3 Tambon Khlong Ha, Amphoe Khlong Luang,
Changwat Pathumthani 12120, Thailand
Tel. (66) 0 2577 9000
Fax. (66) 0 2577 9009
E-mail : rumpai@tistr.or.th Website:www.tistr.or.th

Office/Laboratory

Soi 1C, Bangpoo Industrial Estate, Sukhumvit Road,
Amphoe Muang, Changwat Samutprakan 10280, Thailand
Tel. (66) 0 2323 1672-80 ext. 115, 116
Fax. (66) 0 2323 9165
E-mail : mtc@tistr.or.th

Office

196 Phahonyothin Road, Chatuchak, Bangkok 10900,
Thailand
Tel. (66) 0 2579 1121-30 ext. 5219, 5225, 5217
Fax. (66) 0 2579 8592
E-mail : sumalee@tistr.or.th

THAILAND INSTITUTE OF SCIENTIFIC AND TECHNOLOGICAL RESEARCH (TISTR)

Request No. 21-65/0378

MTC No. EEL. BP. 54/0365

1. Absolute Sensitivity

Reference	Unit Under Test				Tolerance
Acoustic Signal (dB)	Measured Value (dB)		Deviation	Uncertainty	Limit Class 2 (+dB)
	Before adjust	After adjust	(dB)	(+dB)	
113.95	114.5	114.0	0.0	0.30	1.4

Note: The external calibration adjustment was firstly performed. The internal calibration adjustment was then completed at the display of 115.3 dB.

2. Self-generated noise

2.1 Normal test

Measured value (dB)	Uncertainty (+dB)
21.9	0.10

2.2 The microphone of the sound level meter was replaced by electrical signal input device

Frequency Weighting	Measured Value (dB)	Uncertainty (+dB)
A-Weighting	15.1	0.10
C-Weighting	20.4	0.10
Flat	24.4	0.10

Date of Calibration : 23-28 Mar. 2022

3 / 8

The results relate only to the items tested/calibrated or value assigned.

Advertising the Report/Certificate and publicity of the results except in full are prohibited unless written permission is obtained from the governor of TISTR.

FM.BL.MTC.002 Rev.4

Head Office

35 Mu 3 Tambon Khlong Ha, Amphoe Khlong Luang,
Changwat Pathumthani 12120, Thailand
Tel. (66) 0 2577 9000
Fax. (66) 0 2577 9009
E-mail : rumpai@tistr.or.th Website:www.tistr.or.th

Office/Laboratory

Soi 1C, Bangpoo Industrial Estate, Sukhumvit Road,
Amphoe Muang, Changwat Samutprakan 10280, Thailand
Tel. (66) 0 2323 1672-80 ext. 115, 116
Fax. (66) 0 2323 9165
E-mail : mtc@tistr.or.th

Office

196 Phahonyothin Road, Chatuchak, Bangkok 10900,
Thailand
Tel. (66) 0 2579 1121-30 ext. 5219, 5225, 5217
Fax. (66) 0 2579 8592
E-mail : sumalee@tistr.or.th

3. Acoustical signal test of frequency weightings

Frequency (Hz)	Deviation from response curve			Uncertainty (+dB)	Tolerance Limits Class 2 (+dB)
	A-weighting (dB)	C-weighting (dB)	Flat (dB)		
125	0.3	0.2	0.1	0.40	2.0
1 000	-0.3	-0.3	-0.2	0.40	1.4
4 000	1.0	1.0	1.3	0.40	3.6

4. Electrical signal test of frequency weightings

Frequency (Hz)	Deviation from response curve			Uncertainty (+dB)	Tolerance Limits Class 2 (+dB)
	A-weighting (dB)	C-weighting (dB)	Flat (dB)		
63	0.3	0.1	-0.1	0.20	2.5
125	0.1	0.1	0.0	0.20	2.0
250	0.1	0.0	0.0	0.20	1.9
500	0.1	0.1	0.0	0.20	1.9
1 000	0.0	0.0	0.0	0.20	1.4
2 000	-0.1	-0.1	0.0	0.20	2.6
4 000	-0.4	-0.3	-0.1	0.20	3.6
8 000	-0.6	-0.5	-0.3	0.20	5.6

Date of Calibration : 23-28 Mar. 2022

4 / 8 ↺

The results relate only to the items tested/calibrated or value assigned.

Advertising the Report/Certificate and publicity of the results except in full are prohibited unless written permission is obtained from the governor of TISTR.

FM.BL.MTC.002 Rev.4

Head Office

35 Mu 3 Tambon Khlong Ha, Amphoe Khlong Luang,
Changwat Pathumthani 12120, Thailand
Tel. (66) 0 2577 9000
Fax. (66) 0 2577 9009
E-mail : rumpai@tistr.or.th Website:www.tistr.or.th

Office/Laboratory

Soi 1C, Bangpoo Industrial Estate, Sukhumvit Road,
Amphoe Muang, Changwat Samutprakan 10280, Thailand
Tel. (66) 0 2323 1672-80 ext. 115, 116
Fax. (66) 0 2323 9165
E-mail : mtc@tistr.or.th

Office

196 Phahonyothin Road, Chatuchak, Bangkok 10900,
Thailand
Tel. (66) 0 2579 1121-30 ext. 5219, 5225, 5217
Fax. (66) 0 2579 8592
E-mail : sumalee@tistr.or.th

THAILAND INSTITUTE OF SCIENTIFIC AND TECHNOLOGICAL RESEARCH (TISTR)

Request No. 21-65/0378

MTC No. EEL. BP. 54/0365

5. Frequency and time weightings at 1 kHz

5.1 Frequency weightings at 1 kHz

Frequency Weighting	Measured Value (dB)	Deviated Value (dB)	Uncertainty (+dB)	Tolerance Limits Class 2 (+dB)
A-weighting	94.0	0.0	0.20	0.4
C-weighting	94.0	0.0	0.20	0.4
Flat	94.0	0.0	0.20	0.4

5.2 Time weightings at 1 kHz

Frequency Weighting	Measured Value (dB)	Deviated Value (dB)	Uncertainty (+dB)	Tolerance Limits Class 2 (+dB)
Fast	94.0	0.0	0.20	0.3
Slow	94.0	0.0	0.20	0.3
Leq	94.0	0.0	0.20	0.3

6. Level linearity on the reference level range

Anticipated Value (dB)	Measured Value (dB)	Deviated Value (dB)	Uncertainty (+dB)	Tolerance Limits Class 2 (+dB)
122	122.0	0.0	0.30	1.4
121	121.0	0.0	0.30	1.4
120	120.0	0.0	0.30	1.4
119	119.0	0.0	0.30	1.4
114	113.9	-0.1	0.30	1.4
109	109.0	0.0	0.30	1.4

Date of Calibration : 23-28 Mar. 2022

5 / 8

The results relate only to the items tested/calibrated or value assigned.

Advertising the Report/Certificate and publicity of the results except in full are prohibited unless written permission is obtained from the governor of TISTR.

FM.BL.MTC.002 Rev.4

Head Office

35 Mu 3 Tambon Khlong Ha, Amphoe Khlong Luang,
Changwat Pathumthani 12120, Thailand
Tel. (66) 0 2577 9000
Fax. (66) 0 2577 9009
E-mail : rumpai@tistr.or.th Website:www.tistr.or.th

Office/Laboratory

Soi 1C, Bangpoo Industrial Estate, Sukhumvit Road,
Amphoe Muang, Changwat Samutprakan 10280, Thailand
Tel. (66) 0 2323 1672-80 ext. 115, 116
Fax. (66) 0 2323 9165
E-mail : mtc@tistr.or.th

Office

196 Phahonyothin Road, Chatuchak, Bangkok 10900,
Thailand
Tel. (66) 0 2579 1121-30 ext. 5219, 5225, 5217
Fax. (66) 0 2579 8592
E-mail : sumalee@tistr.or.th

THAILAND INSTITUTE OF SCIENTIFIC AND TECHNOLOGICAL RESEARCH (TISTR)

Request No. 21-65/0378

MTC No. EEL. BP. 54/0365

6. Level linearity on the reference level range (cont.)

Anticipated Value (dB)	Measured Value (dB)	Deviated Value (dB)	Uncertainty (\pm dB)	Tolerance Limits Class 2 (\pm dB)
104	104.0	0.0	0.30	1.4
99	99.0	0.0	0.30	1.4
94	94.0	0.0	0.30	1.4
89	89.0	0.0	0.30	1.4
84	84.1	0.1	0.30	1.4
79	79.1	0.1	0.30	1.4
74	74.1	0.1	0.30	1.4
69	69.1	0.1	0.30	1.4
64	64.0	0.0	0.30	1.4
59	59.0	0.0	0.30	1.4
54	54.1	0.1	0.30	1.4
49	49.1	0.1	0.30	1.4
44	44.1	0.1	0.30	1.4
39	39.1	0.1	0.30	1.4
34	34.2	0.2	0.30	1.4
33	33.2	0.2	0.30	1.4
32	32.3	0.3	0.30	1.4
31	31.4	0.4	0.30	1.4
30	30.4	0.4	0.30	1.4

Date of Calibration : 23-28 Mar. 2022

6 / 8

The results relate only to the items tested/calibrated or value assigned.

Advertising the Report/Certificate and publicity of the results except in full are prohibited unless written permission is obtained from the governor of TISTR.

FM.BL.MTC.002 Rev.4

Head Office

35 Mu 3 Tambon Khlong Ha, Amphoe Khlong Luang,
Changwat Pathumthani 12120, Thailand
Tel. (66) 0 2577 9000
Fax. (66) 0 2577 9009
E-mail : rumpai@tistr.or.th Website:www.tistr.or.th

Office/Laboratory

Soi 1C, Bangpoo Industrial Estate, Sukhumvit Road,
Amphoe Muang, Changwat Samutprakan 10280, Thailand
Tel. (66) 0 2323 1672-80 ext. 115, 116
Fax. (66) 0 2323 9165
E-mail : mtc@tistr.or.th

Office

196 Phahonyothin Road, Chatuchak, Bangkok 10900,
Thailand
Tel. (66) 0 2579 1121-30 ext. 5219, 5225, 5217
Fax. (66) 0 2579 8592
E-mail : sumalee@tistr.or.th

THAILAND INSTITUTE OF SCIENTIFIC AND TECHNOLOGICAL RESEARCH (TISTR)

Request No. 21-65/0378

MTC No. EEL. BP. 54/0365

7. Level linearity including the level range control

Range	Anticipated Value (dB)	Measured Value (dB)	Deviated Value (dB)	Uncertainty (+dB)	Tolerance Limits Class 2 (+dB)
40-130	125	125.0	0.0	0.30	1.4
30-120	115	115.0	0.0	0.30	1.4
20-110	105	105.0	0.0	0.30	1.4
20-100	95	95.0	0.0	0.30	1.4
20-90	85	84.9	-0.1	0.30	1.4
20-80	75	74.9	-0.1	0.30	1.4

8. Tone burst response

Time Weighting	Toneburst Duration, Tb (ms)	Measured Value (dB)	Deviated Value (dB)	Uncertainty (+dB)	Tolerance Limits Class 2 (dB)
Fast	200	115.9	-0.1	0.20	± 1.3
	2	98.9	-0.1	0.20	+1.3; -2.8
	0.25	89.5	-0.5	0.20	+1.8; -5.3
Slow	200	109.5	-0.1	0.20	± 1.3
	2	89.8	-0.2	0.20	+1.3; -5.3
SEL	200	110.0	0.0	0.20	± 1.3
	2	90.0	0.0	0.20	+1.3; -2.8
	0.25	80.9	-0.1	0.20	+1.8; -5.3

Date of Calibration : 23-28 Mar. 2022

7 / 8

The results relate only to the items tested/calibrated or value assigned.

Advertising the Report/Certificate and publicity of the results except in full are prohibited unless written permission is obtained from the governor of TISTR.

FM.BL.MTC.002 Rev.4

Head Office

35 Mu 3 Tambon Khlong Ha, Amphoe Khlong Luang,
Changwat Pathumthani 12120, Thailand
Tel. (66) 0 2577 9000
Fax. (66) 0 2577 9009
E-mail : rumpai@tistr.or.th Website:www.tistr.or.th

Office/Laboratory

Soi 1C, Bangpoo Industrial Estate, Sukhumvit Road,
Amphoe Muang, Changwat Samutprakan 10280, Thailand
Tel. (66) 0 2323 1672-80 ext. 115, 116
Fax. (66) 0 2323 9165
E-mail : mtc@tistr.or.th

Office

196 Phahonyothin Road, Chatuchak, Bangkok 10900,
Thailand
Tel. (66) 0 2579 1121-30 ext. 5219, 5225, 5217
Fax. (66) 0 2579 8592
E-mail : sumalee@tistr.or.th

THAILAND INSTITUTE OF SCIENTIFIC AND TECHNOLOGICAL RESEARCH (TISTR)

Request No. 21-65/0378

MTC No. EEL. BP. 54/0365

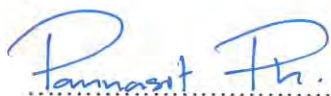
9. Peak C sound level

Number of cycles in test signal	Anticipated value (dB)	Measured value (dB)	Deviated value (dB)	Uncertainty (\pm dB)	Tolerance limits Class 2 (\pm dB)
Complete cycle	125.4	125.7	0.3	0.20	2.4
Positive half cycle	124.4	124.2	-0.2	0.20	1.4
Negative half cycle	124.4	124.2	-0.2	0.20	1.4

10. Overload indication

Measured value (dB)		Deviated value (dB)	Uncertainty (\pm dB)	Tolerance Limits Class 2 (\pm dB)
Positive one-half cycle	Negative one-half cycle			
133.0	133.0	0.0	0.30	1.8

Calibrated by :



(Mr. Pannasit Phasingsri)



(Mr. Tawikiat Iamsamran)

Date of Calibration : 23-28 Mar. 2022

Date of Issue : 29 Mar. 2022

Approved by :



(Mr. Prawat Kluaypa)

Director

Electrical and Electronic Standards Laboratory

Industrial Metrology and Testing Service Centre

Ref : 2011265031401123004

End of Certificate

8 / 8

The results relate only to the items tested/calibrated or value assigned.

Advertising the Report/Certificate and publicity of the results except in full are prohibited unless written permission is obtained from the governor of TISTR.

FM.BL.MTC.002 Rev.4

Head Office

35 Mu 3 Tambon Khlong Ha, Amphoe Khlong Luang,
Changwat Pathumthani 12120, Thailand
Tel. (66) 0 2577 9000
Fax. (66) 0 2577 9009
E-mail : rumpai@tistr.or.th Website:www.tistr.or.th

Office/Laboratory

Soi 1C, Bangpoo Industrial Estate, Sukhumvit Road,
Amphoe Muang, Changwat Samutprakan 10280, Thailand
Tel. (66) 0 2323 1672-80 ext. 115, 116
Fax. (66) 0 2323 9165
E-mail : mtc@tistr.or.th

Office

196 Phahonyothin Road, Chatuchak, Bangkok 10900,
Thailand
Tel. (66) 0 2579 1121-30 ext. 5219, 5225, 5217
Fax. (66) 0 2579 8592
E-mail : sumalee@tistr.or.th



บริษัท เอส.พี.เอส. คอนซัลติ้ง เซอร์วิส จำกัด
S.P.S. CONSULTING SERVICE CO., LTD.
7 ซอยพหลโยธิน 24 ถนนพหลโยธิน แขวงจอมพล เขตจตุจักร กรุงเทพฯ 10900
7 Soi Phaholyothin 24, Phaholyothin Rd., Jompol, Chatuchak, Bangkok 10900
Tel : (662) 939-4370-72, Fax : (662) 513-4221, E-mail : sale@spscon.com., www.spscon.com

Noise B_431_1/22

Sound Level Meter Calibration Report

Acoustic Calibrator Data

Brand	ACO	Number	AC 03/56
Model	2127	Serial No.	130006
Calibration Range	94 dB, 1000 Hz	Last Calibration	28 April 2022
		Due Date	28 April 2023

Calibration Data

Sound Level Meter Data				Calibration Data		
SLM No.	Brand	Model	Serial No.	Date	Actual Reading [dB]	
					Before Adjustment	After Adjustment
ACO-B29	ACO	6236	00182011	16 July 2022	94.0	94.0
ACO-B36	ACO	6236	00192027	16 July 2022	94.0	94.0
ACO-B41	ACO	6236	00192032	16 July 2022	94.0	94.0
Acoustic Certified Value : Thailand Institute of Scientific and Technological Research (TISTR)					93.93 ± 0.10 dB	

Calibrated by :

Phakhinai Khongkomnerd
(Mr. Phakhinai Khongkomnerd)

Approved by :

Peera Detudom
(Mr. Peera Detudom)



บริษัท เอส.พี.เอส. คอนซัลติ้ง เซอร์วิส จำกัด
S.P.S. CONSULTING SERVICE CO., LTD.
7 ซอยพหลโยธิน 24 ถนนพหลโยธิน แขวงจอมพล เขตจตุจักร กรุงเทพฯ 10900
7 Soi Phaholyothin 24, Phaholyothin Rd., Jompol, Chatuchak, Bangkok 10900
Tel : (662) 939-4370-72, Fax : (662) 513-4221, E-mail : sale@spscon.com, www.spscon.com

Noise B_532_1/22

Sound Level Meter Calibration Report

Acoustic Calibrator Data

Brand	ACO	Number	AC 03/56
Model	2127	Serial No.	130006
Calibration Range	94 dB, 1000 Hz	Last Calibration	28 April 2022
		Due Date	28 April 2023

Calibration Data

Sound Level Meter Data				Calibration Data		
SLM No.	Brand	Model	Serial No.	Date	Actual Reading [dB]	
					Before Adjustment	After Adjustment
ACO-B36	ACO	6236	00192027	13 September 2022	94.0	94.0
ACO-B41	ACO	6236	00192032	13 September 2022	94.0	94.0
ACO-B43	ACO	6236	00192034	13 September 2022	93.9	94.0
Acoustic Certified Value : Thailand Institute of Scientific and Technological Research (TISTR)					93.93 ± 0.10 dB	

Calibrated by :

Adul Dangklom
(Mr. Adul Dangklom)

Approved by :

Peera Detudom
(Mr. Peera Detudom)

ระดับความร้อนในสถานประกอบการ



CALIBRATION LABORATORY Co., LTD.

2/10-11,14,55 Soi Prasert Manukit 29 Yaek 4, Prasert Manukit Rd., Ladphrao, Bangkok 10230
Tel. 02-578-0353-4 Fax: 02-578-2672 www.cal-laboratory.com E-mail:sale@cal-laboratory.com



CERTIFICATE OF CALIBRATION

FOR

NOMENCLATURE : DIGITAL THERMOHYGRO METER
(THERMAL ENVIRONMENT MONITOR)

MANUFACTURER : 3M

MODEL / TYPE : QUESTemp°34

SERIAL NO. : TEL080034

CLID. NO. : 231801937

JOB CONTROL NO. : 211026102931

CUSTOMER : S.P.S. CONSULTING SERVICE CO., LTD.
7 SOI PHAHOLYOTHIN 24 ROAD., JOMPOL,
CHATUCHAK, BANGKOK 10900

DATE OF RECEIVED : 26 October 2021

DATE OF ISSUED : 29 October 2021

Report of calibration screening must not be taken in part. Except complete. Without the approval of the Calibration Laboratory Co., Ltd.

Calibrated By : Oranut Kamchatphai
Calibration Engineer



Approved By : Mongkol Yotsoontorn
Authorized Signatory
29 October 2021

This Calibration Certificate documents the traceability to national standards, which realize the units of measurement according to the International System of Units (SI)

Certificate No. Q21102931

F3-011-04/01-12

page 1 of 3



@clccalibration

REPORT OF CALIBRATION

FOR

NOMENCLATURE	:	DIGITAL THERMOHYGRO METER (THERMAL ENVIRONMENT MONITOR)
MANUFACTURER	:	3M
MODEL / TYPE	:	QUESTemp°34
SERIAL NO.	:	TEL080034
DATE OF CALIBRATION	:	27 October 2021

ENVIRONMENT CONDITIONS :

Temperature : $(23 \pm 2) ^\circ\text{C}$

Relative Humidity : $(55 \pm 10) \% \text{RH}$

PROCEDURE USED :

This instrument was calibrated under procedure No. **WI-305-74**. The calibration was performed by using Chilled Mirror Hygrometer and Temperature & Humidity Chamber which maintained by the Calibration Laboratory Co., Ltd.

REFERENCE STANDARD USED :

Chilled Mirror Hygrometer, Edgetech Model Dew Master S/N. 44602.

Temperature & Humidity Chamber, PGC Model 9141-5116 S/N. 1304261.

TRACEABILITY :

The measurements are traceable to International System of Units (SI) , through Thunder Scientific Corporation.

Certificate No.18815, Due Date 11 November 2021.

UNCERTAINTY :

The reported expanded uncertainty of measurement is stated as the standard uncertainty of measurement multiplied by the coverage factor $k = 2,00$ which for a normal distribution corresponds to a coverage probability of approximately 95 %.

It has been evaluated according to the "Evaluation of the Uncertainty of Measurement in Calibration (EA-4/02 M:2013)"

Certificate No. Q21102931

F3-011-04/01-12

page 2 of 3



CONDITION OF CALIBRATION ITEM : GOOD

MEASUREMENT RESULTS : (X) without adjustment () adjustment

The table in the following gives the calibration results and associated measurement uncertainties of the measuring digital thermohygro meter (thermal environment monitor).

CALIBRATION DATA

1. CORRECTION OF TEMPERATURE : WET

Test point (° C)	Actual Temperature (° C)	DUC Reading (° C)	Correction (° C)	Uncertainty ± (° C)
30.0	30.07	30.1	-0.03	0.40
35.0	34.92	34.8	+0.12	
40.0	40.09	39.9	+0.19	

2. CORRECTION OF TEMPERATURE : DRY

Test point (° C)	Actual Temperature (° C)	DUC Reading (° C)	Correction (° C)	Uncertainty ± (° C)
30.0	30.07	30.2	-0.13	0.40
35.0	34.92	35.0	-0.08	
40.0	40.09	40.2	-0.11	

3. CORRECTION OF TEMPERATURE : GLOBE

Test point (° C)	Actual Temperature (° C)	DUC Reading (° C)	Correction (° C)	Uncertainty ± (° C)
30.0	30.07	30.1	-0.03	0.40
35.0	34.92	34.8	+0.12	
40.0	40.09	39.9	+0.19	

Note. The Scope of Accredited TISI Certificate No. 19C087/0655 Issue 1 Page 36 of 111

This report is valid for the above stated instrument/s only.

End of Certificate

Certificate No. Q21102931

F3-011-04/01-12

page 3 of 3





บริษัท เอส.พี.เอส. คอนซัลติ้ง เซอร์วิส จำกัด
S.P.S. CONSULTING SERVICE CO., LTD.
7 ซอยพหลโยธิน 24 ถนนพหลโยธิน แขวงจอมพล เขตจตุจักร กรุงเทพฯ 10900
7 Soi Phaholyothin 24, Phaholyothin Rd., Jompol, Chatuchak, Bangkok 10900
Tel : (662) 939-4370-72, Fax : (662) 513-4221, E-mail : sale@spscon.com, www.spscon.com

Heat B142_4/22

Heat Stress WBGT Meter Verification Report			
Verification Data			
Heat Stress WBGT Meter No.	: B11	Verification Date	: 13 September 2022
Brand	: 3M	Ambient Temp.	: 24.5 °C
Model	: QUESTemp ^o 34	Barometric Pressure	: 1011 mmbar
Serial No.	: TEL080034	Relative Humidity	: 49 %
Verification Module (Electronic Sensor Check) :			
Verification Module No. : 21 WB = 12.5 °C , DB = 47.1 °C , G = 69.3 °C			
Result of Verification : Without Adjustment			
Wet Probe Temperature Measurement			
Verification Module Reading (°C)	UUC* Reading (°C)	Correction (°C)	Tolerance Limit (°C)
12.5	12.5	0.0	± 0.5
Dry Probe Temperature Measurement			
Verification Module Reading (°C)	UUC* Reading (°C)	Correction (°C)	Tolerance Limit (°C)
47.1	47.0	0.1	± 0.5
Globe Probe Temperature Measurement			
Verification Module Reading (°C)	UUC* Reading (°C)	Correction (°C)	Tolerance Limit (°C)
69.3	69.3	0.0	± 0.5
UUC* = UNIT UNDER CALIBRATION			

Verified by : Adul Dangklom
(Mr. Adul Dangklom)

Approved by : Peera Detudom
(Mr. Peera Detudom)

CERTIFICATE OF CALIBRATION

FOR

NOMENCLATURE : DIGITAL THERMOHYGRO METER
(THERMAL ENVIRONMENT MONITOR)

MANUFACTURER : 3M

MODEL / TYPE : QUESTemp°32

SERIAL NO. : TPH050002

CLID. NO. : 231801939

JOB CONTROL NO. : 220324031296

CUSTOMER : S.P.S. CONSULTING SERVICE CO., LTD.
7 SOI PHAHOLYOTHIN 24 ROAD., JOMPOL,
CHATUCHAK, BANGKOK 10900

DATE OF RECEIVED : 24 March 2022

DATE OF ISSUED : 26 March 2022

Report of calibration screening must not be taken in part. Except complete. Without the approval of the Calibration Laboratory Co., Ltd.

Calibrated By : Oranut Kamchatphai
Calibration Engineer



Approved By : Mongkol Yotsoontorn
Authorized Signatory
26 March 2022



This Calibration Certificate documents the traceability to national standards, which realize the units of measurement according to the International System of Units (SI)

Certificate No. Q22031296

F3-011-04/01-12

page 1 of 3



@clccalibration

REPORT OF CALIBRATION

FOR

NOMENCLATURE : **DIGITAL THERMOHYGRO METER**
(THERMAL ENVIRONMENT MONITOR)

MANUFACTURER : **3M**

MODEL / TYPE : **QUESTemp°32**

SERIAL NO. : **TPH050002**

DATE OF CALIBRATION : **25 March 2022**

ENVIRONMENT CONDITIONS :

Temperature : $(23 \pm 2) ^\circ\text{C}$

Relative Humidity : $(55 \pm 10) \% \text{RH}$

PROCEDURE USED :

This instrument was calibrated under procedure No. **WI-305-74**. The calibration was performed by using Chilled Mirror Hygrometer and Temperature & Humidity Chamber which maintained by the Calibration Laboratory Co., Ltd.

REFERENCE STANDARD USED :

Chilled Mirror Hygrometer, Edgetech Model Dew Master S/N. 36151.

Temperature & Humidity Chamber, PGC Model 9141-5114 S/N.0802282.

TRACEABILITY :

The measurements are traceable to International System of Units (SI) , through Thunder Scientific Corporation.
Certificate No. 19317, Due Date 09 July 2022.

UNCERTAINTY :

The reported expanded uncertainty of measurement is stated as the standard uncertainty of measurement multiplied by the coverage factor $k = 2,00$ which for a normal distribution corresponds to a coverage probability of approximately 95 %.
It has been evaluated according to the "Evaluation of the Uncertainty of Measurement in Calibration (EA-4/02 M:2021)"

Certificate No. Q22031296

F3-011-04/01-12

page 2 of 3



@clccalibration

CONDITION OF CALIBRATION ITEM : GOOD

MEASUREMENT RESULTS : (X) without adjustment () adjustment

The table in the following gives the calibration results and associated measurement uncertainties of the measuring digital thermohygro meter (thermal environment monitor).

CALIBRATION DATA

1. CORRECTION OF TEMPERATURE : WET

Test point (° C)	Actual Temperature (° C)	DUC Reading (° C)	Correction (° C)	Uncertainty ± (° C)
30.0	30.07	30.2	-0.13	0.40
35.0	35.01	35.2	-0.19	
40.0	40.01	40.2	-0.19	

2. CORRECTION OF TEMPERATURE : DRY

Test point (° C)	Actual Temperature (° C)	DUC Reading (° C)	Correction (° C)	Uncertainty ± (° C)
30.0	30.07	30.2	-0.13	0.40
35.0	35.01	35.2	-0.19	
40.0	40.01	40.2	-0.19	

3. CORRECTION OF TEMPERATURE : GLOBE BULB

Test point (° C)	Actual Temperature (° C)	DUC Reading (° C)	Correction (° C)	Uncertainty ± (° C)
30.0	30.07	30.2	-0.13	0.40
35.0	35.01	35.2	-0.19	
40.0	40.01	40.2	-0.19	

Note. The Scope of Accredited TISI Certificate No. 19C087/0655 Issue 1 Page 36 of 111

This report is valid for the above stated instrument/s only.

End of Certificate

Certificate No. Q22031296

F3-011-04/01-12

page 3 of 3



@clccalibration



บริษัท เอส.พี.เอส. คอนซัลติ้ง เซอร์วิส จำกัด
S.P.S. CONSULTING SERVICE CO., LTD.
7 ซอยพหลโยธิน 24 ถนนพหลโยธิน แขวงจอมพล เขตจตุจักร กรุงเทพฯ 10900
7 Soi Phaholyothin 24, Phaholyothin Rd., Jompol, Chatuchak, Bangkok 10900
Tel : (662) 939-4370-72, Fax : (662) 513-4221, E-mail : sale@spscon.com, www.spscon.com

Heat B113_2/22

Heat Stress WBGT Meter Verification Report			
Verification Data			
Heat Stress WBGT Meter No.	: B24	Verification Date	: 16 July 2022
Brand	: 3M	Ambient Temp.	: 24.5 °C
Model	: QUESTemp [®] 32	Barometric Pressure	: 1011 mmbar
Serial No.	: TPH050002	Relative Humidity	: 49 %
Verification Module (Electronic Sensor Check) :			
Verification Module No. : 21 WB = 12.5 °C , DB = 47.1 °C , G = 69.3 °C			
Result of Verification : Without Adjustment			
Wet Probe Temperature Measurement			
Verification Module Reading (°C)	UUC* Reading (°C)	Correction (°C)	Tolerance Limit (°C)
12.5	12.6	-0.1	± 0.5
Dry Probe Temperature Measurement			
Verification Module Reading (°C)	UUC* Reading (°C)	Correction (°C)	Tolerance Limit (°C)
47.1	47.0	0.1	± 0.5
Globe Probe Temperature Measurement			
Verification Module Reading (°C)	UUC* Reading (°C)	Correction (°C)	Tolerance Limit (°C)
69.3	69.2	0.1	± 0.5
UUC* = UNIT UNDER CALIBRATION			

Verified by : Phakhinai Khongkomnerd
(Mr. Phakhinai Khongkomnerd)

Approved by : Peera Detudom
(Mr. Peera Detudom)



บริษัท เอส.พี.เอส. คอนซัลติ้ง เซอร์วิส จำกัด
S.P.S. CONSULTING SERVICE CO., LTD.
7 ซอยพหลโยธิน 24 ถนนพหลโยธิน แขวงจอมพล เขตจตุจักร กรุงเทพฯ 10900
7 Soi Phaholyothin 24, Phaholyothin Rd., Jompol, Chatuchak, Bangkok 10900
Tel : (662) 939-4370-72, Fax : (662) 513-4221, E-mail : sale@spscon.com, www.spscon.com

Heat B142_3/22

Heat Stress WBGT Meter Verification Report			
Verification Data			
Heat Stress WBGT Meter No.	: B24	Verification Date	: 13 September 2022
Brand	: 3M	Ambient Temp.	: 24.5 °C
Model	: QUESTemp ⁰³²	Barometric Pressure	: 1011 mmbar
Serial No.	: TPH050002	Relative Humidity	: 49 %
Verification Module (Electronic Sensor Check) :			
Verification Module No. : 21 WB = 12.5 °C , DB = 47.1 °C , G = 69.3 °C			
Result of Verification : Without Adjustment			
Wet Probe Temperature Measurement			
Verification Module Reading (°C)	UUC* Reading (°C)	Correction (°C)	Tolerance Limit (°C)
12.5	12.6	-0.1	± 0.5
Dry Probe Temperature Measurement			
Verification Module Reading (°C)	UUC* Reading (°C)	Correction (°C)	Tolerance Limit (°C)
47.1	47.0	0.1	± 0.5
Globe Probe Temperature Measurement			
Verification Module Reading (°C)	UUC* Reading (°C)	Correction (°C)	Tolerance Limit (°C)
69.3	69.3	0.0	± 0.5
UUC* = UNIT UNDER CALIBRATION			

Verified by : Adul Dangklom
(Mr. Adul Dangklom)

Approved by :

Peera Detudom
(Mr. Peera Detudom)



CLC
Accredited
ISO/IEC 17025

CALIBRATION LABORATORY Co., LTD.

2/10-11,14,55 Soi Prasert Manukit 29 Yaek 4, Prasert Manukit Rd., Ladphrao, Bangkok 10230

Tel. 02-578-0353-4 Fax: 02-578-2672 www.cal-laboratory.com E-mail:sale@cal-laboratory.com



NSC-TISI-TIS 17025
CALIBRATION 0059
CLC

CERTIFICATE OF CALIBRATION

FOR

NOMENCLATURE : DIGITAL THERMOHYGRO METER
(THERMAL ENVIRONMENT MONITOR)

MANUFACTURER : 3M

MODEL / TYPE : QUESTemp^o32

SERIAL NO. : TPH050041

CLID. NO. : 231801942

JOB CONTROL NO. : 220815082002

CUSTOMER : S.P.S. CONSULTING SERVICE CO., LTD.
7 SOI PHAHOLYOTHIN 24 ROAD., JOMPOL,
CHATUCHAK, BANGKOK 10900

DATE OF RECEIVED : 15 August 2022

DATE OF ISSUED : 20 August 2022

Report of calibration screening must not be taken in part. Except complete. Without the approval of the Calibration Laboratory Co., Ltd.

Calibrated By : Oranut Kamchatphai
Calibration Engineer

Approved By : Mongkol Yotsoontorn
Authorized Signatory
20 August 2022



This Calibration Certificate documents the traceability to national standards, which realize the units of measurement according to the International System of Units (SI)

Certificate No. Q22082002

F3-011-04/01-12

page 1 of 3



@clccalibration

REPORT OF CALIBRATION

FOR

NOMENCLATURE : DIGITAL THERMOHYGRO METER
(THERMAL ENVIRONMENT MONITOR)

MANUFACTURER : 3M

MODEL / TYPE : QUESTemp^o32

SERIAL NO. : TPH050041

DATE OF CALIBRATION : 18 August 2022

ENVIRONMENT CONDITIONS :

Temperature : $(23 \pm 2) ^\circ\text{C}$

Relative Humidity : $(55 \pm 10) \% \text{RH}$

PROCEDURE USED :

This instrument was calibrated under procedure No. **WI-305-74**. The calibration was performed by using Chilled Mirror Hygrometer and Temperature & Humidity Chamber which maintained by the Calibration Laboratory Co., Ltd.

REFERENCE STANDARD USED :

Chilled Mirror Hygrometer, Edgetech Model Dew Master S/N. 44602.

Temperature & Humidity Chamber, PGC Model 9141-5116 S/N. 1304261.

TRACEABILITY :

The measurements are traceable to International System of Units (SI) , through Thunder Scientific Corporation.

Certificate No. 19944, Due Date 26 January 2023.

UNCERTAINTY :

The reported expanded uncertainty of measurement is stated as the standard uncertainty of measurement multiplied by the coverage factor $k = 2,00$ which for a normal distribution corresponds to a coverage probability of approximately 95 %. It has been evaluated according to the "Evaluation of the Uncertainty of Measurement in Calibration (EA-4/02 M:2021)"

Certificate No. Q22082002

F3-011-04/01-12

page 2 of 3



CONDITION OF CALIBRATION ITEM : GOOD

MEASUREMENT RESULTS : (X) without adjustment () adjustment

The table in the following gives the calibration results and associated measurement uncertainties of the measuring digital thermohygro meter (thermal environment monitor).

CALIBRATION DATA

*1. CORRECTION OF TEMPERATURE [WET]

Test point (° C)	Actual Temperature (° C)	DUC Reading (° C)	Correction (° C)	Uncertainty ± (° C)
30.0	29.98	30.0	-0.02	0.40
35.0	34.98	34.7	+0.28	
40.0	40.00	39.7	+0.30	

Note. * means Calibrations marked " Not TISI Accredited " in this Certificate have been included for completeness.

2. CORRECTION OF TEMPERATURE [DRY]

Test point (° C)	Actual Temperature (° C)	DUC Reading (° C)	Correction (° C)	Uncertainty ± (° C)
30.0	29.98	30.2	-0.22	0.40
35.0	34.98	34.9	+0.08	
40.0	40.00	39.7	+0.30	

3. CORRECTION OF TEMPERATURE [GLOBE BULB]

Test point (° C)	Actual Temperature (° C)	DUC Reading (° C)	Correction (° C)	Uncertainty ± (° C)
30.0	29.98	30.2	-0.22	0.40
35.0	34.98	34.9	+0.08	
40.0	40.00	39.8	+0.20	

Note. The Scope of Accredited TISI Certificate No. 19C087/0655 Issue 1 Page 36 of 111

This report is valid for the above stated instrument/s only.

End of Certificate

Certificate No. Q22082002

F3-011-04/01-12

page 3 of 3





บริษัท เอส.พี.เอส. คอนซัลติ้ง เซอร์วิส จำกัด
S.P.S. CONSULTING SERVICE CO., LTD.
7 ซอยพหลโยธิน 24 ถนนพหลโยธิน แขวงจอมพล เขตจตุจักร กรุงเทพฯ 10900
7 Soi Phaholyothin 24, Phaholyothin Rd., Jompol, Chatuchak, Bangkok 10900
Tel : (662) 939-4370-72, Fax : (662) 513-4221, E-mail : sale@spscon.com, www.spscon.com

Heat B142_5/22

Heat Stress WBGT Meter Verification Report			
Verification Data			
Heat Stress WBGT Meter No.	: B26	Verification Date	: 13 September 2022
Brand	: 3M	Ambient Temp.	: 24.5 °C
Model	: QUESTemp ^o 32	Barometric Pressure	: 1011 mmbar
Serial No.	: TPH050041	Relative Humidity	: 49 %
Verification Module (Electronic Sensor Check) :			
Verification Module No. : 21 WB = 12.5 °C , DB = 47.1 °C , G = 69.3 °C			
Result of Verification : Without Adjustment			
Wet Probe Temperature Measurement			
Verification Module Reading (°C)	UUC* Reading (°C)	Correction (°C)	Tolerance Limit (°C)
12.5	12.4	0.1	± 0.5
Dry Probe Temperature Measurement			
Verification Module Reading (°C)	UUC* Reading (°C)	Correction (°C)	Tolerance Limit (°C)
47.1	47.0	0.1	± 0.5
Globe Probe Temperature Measurement			
Verification Module Reading (°C)	UUC* Reading (°C)	Correction (°C)	Tolerance Limit (°C)
69.3	69.2	0.1	± 0.5
UUC* = UNIT UNDER CALIBRATION			

Verified by :

Adul Dangklom
(Mr. Adul Dangklom)

Approved by :

Peera Detudom
(Mr. Peera Detudom)

CERTIFICATE OF CALIBRATION

FOR

NOMENCLATURE : DIGITAL THERMOHYGRO METER
[THERMAL ENVIRONMENT MONITOR]
MANUFACTURER : 3M
MODEL / TYPE : QUESTemp°32
SERIAL NO. : TPH050015
CLID. NO. : 231801947
JOB CONTROL NO. : 220324031297

CUSTOMER : S.P.S. CONSULTING SERVICE CO., LTD.
7 SOI PHAHOLYOTHIN 24 ROAD., JOMPOL,
CHATUCHAK, BANGKOK 10900

DATE OF RECEIVED : 24 March 2022

DATE OF ISSUED : 26 March 2022

Report of calibration screening must not be taken in part. Except complete. Without the approval of the Calibration Laboratory Co., Ltd.

Calibrated By : Oranut Kamchatphai
Calibration Engineer



Approved By : Mongkol Yotsoontorn
Authorized Signatory
26 March 2022



This Calibration Certificate documents the traceability to national standards, which realize the units of measurement according to the International System of Units (SI)

Certificate No. Q22031297

F3-011-04/01-12

page 1 of 3



@clccalibration

REPORT OF CALIBRATION

FOR

NOMENCLATURE : **DIGITAL THERMOHYGRO METER**
[THERMAL ENVIRONMENT MONITOR]

MANUFACTURER : **3M**

MODEL / TYPE : **QUESTemp°32**

SERIAL NO. : **TPH050015**

DATE OF CALIBRATION : **25 March 2022**

ENVIRONMENT CONDITIONS :

Temperature : $(23 \pm 2) ^\circ\text{C}$

Relative Humidity : $(55 \pm 10) \% \text{RH}$

PROCEDURE USED :

This instrument was calibrated under procedure No. **WI-305-74**. The calibration was performed by using Chilled Mirror Hygrometer and Temperature & Humidity Chamber which maintained by the Calibration Laboratory Co., Ltd.

REFERENCE STANDARD USED :

Chilled Mirror Hygrometer, Edgetech Model Dew Master S/N. 36151.

Temperature & Humidity Chamber, PGC Model 9141-5114 S/N.0802282.

TRACEABILITY :

The measurements are traceable to International System of Units (SI) , through Thunder Scientific Corporation.
Certificate No. 19317, Due Date 09 July 2022.

UNCERTAINTY :

The reported expanded uncertainty of measurement is stated as the standard uncertainty of measurement multiplied by the coverage factor $k = 2,00$ which for a normal distribution corresponds to a coverage probability of approximately 95 %.
It has been evaluated according to the "Evaluation of the Uncertainty of Measurement in Calibration (EA-4/02 M:2021)"

Certificate No. Q22031297

F3-011-04/01-12

page 2 of 3



@clccalibration

CONDITION OF CALIBRATION ITEM : GOOD

MEASUREMENT RESULTS : (X) without adjustment () adjustment

The table in the following gives the calibration results and associated measurement uncertainties of the measuring digital thermohygro meter [thermal environment monitor].

CALIBRATION DATA

1. CORRECTION OF TEMPERATURE : WET

Test point (° C)	Actual Temperature (° C)	DUC Reading (° C)	Correction (° C)	Uncertainty ± (° C)
30.0	30.03	30.2	-0.17	0.40
35.0	35.00	35.1	-0.10	
40.0	40.03	40.2	-0.17	

2. CORRECTION OF TEMPERATURE : DRY

Test point (° C)	Actual Temperature (° C)	DUC Reading (° C)	Correction (° C)	Uncertainty ± (° C)
30.0	30.03	30.2	-0.17	0.40
35.0	35.00	35.1	-0.10	
40.0	40.03	40.2	-0.17	

3. CORRECTION OF TEMPERATURE : GLOBE BULB

Test point (° C)	Actual Temperature (° C)	DUC Reading (° C)	Correction (° C)	Uncertainty ± (° C)
30.0	30.03	30.2	-0.17	0.40
35.0	35.00	35.1	-0.10	
40.0	40.03	40.0	+0.03	

Note. The Scope of Accredited TISI Certificate No. 19C087/0655 Issue 1 Page 36 of 111

This report is valid for the above stated instrument/s only.

End of Certificate

Certificate No. Q22031297

F3-011-04/01-12

page 3 of 3





บริษัท เอส.พี.เอส. คอนซัลติ้ง เซอร์วิส จำกัด
S.P.S. CONSULTING SERVICE CO., LTD.
7 ซอยพหลโยธิน 24 ถนนพหลโยธิน แขวงจอมพล เขตจตุจักร กรุงเทพฯ 10900
7 Soi Phaholyothin 24, Phaholyothin Rd., Jompol, Chatuchak, Bangkok 10900
Tel : (662) 939-4370-72, Fax : (662) 513-4221, E-mail : sale@spscon.com, www.spscon.com

Heat B113_3/22

Heat Stress WBGT Meter Verification Report			
Verification Data			
Heat Stress WBGT Meter No.	: B32	Verification Date	: 16 July 2022
Brand	: 3M	Ambient Temp.	: 24.5 °C
Model	: QUESTemp ⁰ 32	Barometric Pressure	: 1011 mmbar
Serial No.	: TPH050015	Relative Humidity	: 49 %
Verification Module (Electronic Sensor Check) :			
Verification Module No. : 21 WB = 12.5 °C , DB = 47.1 °C , G = 69.3 °C			
Result of Verification : Without Adjustment			
Wet Probe Temperature Measurement			
Verification Module Reading (°C)	UUC* Reading (°C)	Correction (°C)	Tolerance Limit (°C)
12.5	12.3	0.2	± 0.5
Dry Probe Temperature Measurement			
Verification Module Reading (°C)	UUC* Reading (°C)	Correction (°C)	Tolerance Limit (°C)
47.1	46.9	0.2	± 0.5
Globe Probe Temperature Measurement			
Verification Module Reading (°C)	UUC* Reading (°C)	Correction (°C)	Tolerance Limit (°C)
69.3	69.3	0.0	± 0.5
UUC* = UNIT UNDER CALIBRATION			

Verified by : Phakhinai Khongkomnerd
(Mr. Phakhinai Khongkomnerd)

Approved by : Peera Detudom
(Mr. Peera Detudom)

CERTIFICATE OF CALIBRATION

FOR

NOMENCLATURE : DIGITAL THERMOHYGRO METER
(THERMAL ENVIRONMENT MONITOR)
MANUFACTURER : QUEST TECHNOLOGIES
MODEL / TYPE : QUES TEMP ° 46
SERIAL NO. : TSI010004
CLID. NO. : 232002963
JOB CONTROL NO. : 211026102933

CUSTOMER : S.P.S. CONSULTING SERVICE CO., LTD.
7 SOI PHAHOLYOTHIN 24 ROAD., JOMPOL,
CHATUCHAK, BANGKOK 10900

DATE OF RECEIVED : 26 October 2021

DATE OF ISSUED : 30 October 2021

Report of calibration screening must not be taken in part. Except complete. Without the approval of the Calibration Laboratory Co., Ltd.

Calibrated By : Oranut Kamchatphai
Calibration Engineer



Approved By : Mongkol Yotsoontorn
Authorized Signatory
30 October 2021



This Calibration Certificate documents the traceability to national standards, which realize the units of measurement according to
the International System of Units (SI)

Certificate No. Q21102933

F3-011-04/01-12

page 1 of 3



@clccalibration

REPORT OF CALIBRATION

FOR

NOMENCLATURE : DIGITAL THERMOHYGRO METER
(THERMAL ENVIRONMENT MONITOR)

MANUFACTURER : QUEST TECHNOLOGIES

MODEL / TYPE : QUES TEMP ° 46

SERIAL NO. : TSI010004

DATE OF CALIBRATION : 27 October 2021

ENVIRONMENT CONDITIONS :

Temperature : $(23 \pm 2) ^\circ\text{C}$

Relative Humidity : $(55 \pm 10) \% \text{RH}$

PROCEDURE USED :

This instrument was calibrated under procedure No. **WI-305-74**. The calibration was performed by using Chilled Mirror Hygrometer and Temperature & Humidity Chamber which maintained by the Calibration Laboratory Co., Ltd.

REFERENCE STANDARD USED :

Chilled Mirror Hygrometer, Edgetech Model Dew Master S/N. 44602.

Temperature & Humidity Chamber, PGC Model 9141-5116 S/N. 1304261.

TRACEABILITY :

The measurements are traceable to International System of Units (SI) , through Thunder Scientific Corporation.

Certificate No.18815, Due Date 11 November 2021.

UNCERTAINTY :

The reported expanded uncertainty of measurement is stated as the standard uncertainty of measurement multiplied by the coverage factor $k = 2,00$ which for a normal distribution corresponds to a coverage probability of approximately 95 %.

It has been evaluated according to the "Evaluation of the Uncertainty of Measurement in Calibration (EA-4/02 M:2013)"

Certificate No. Q21102933

F3-011-04/01-12

page 2 of 3



CONDITION OF CALIBRATION ITEM : GOOD

MEASUREMENT RESULTS : (X) without adjustment () adjustment

The table in the following gives the calibration results and associated measurement uncertainties of the measuring digital thermohygro meter (thermal environment monitor).

CALIBRATION DATA

*1. CORRECTION OF TEMPERATURE : WET

Test point (° C)	Actual Temperature (° C)	DUC Reading (° C)	Correction (° C)	Uncertainty ± (° C)
30.0	30.20	31.3	-1.10	0.40
35.0	35.02	36.5	-1.48	
40.0	40.19	40.3	-0.11	

Note. * means Calibrations marked " Not TISI Accredited " in this Certificate have been included for completeness.

2. CORRECTION OF TEMPERATURE : DRY

Test point (° C)	Actual Temperature (° C)	DUC Reading (° C)	Correction (° C)	Uncertainty ± (° C)
30.0	30.07	30.0	+0.07	0.40
35.0	34.92	34.9	+0.02	
40.0	40.09	39.9	+0.19	

3. CORRECTION OF TEMPERATURE : GLOBE

Test point (° C)	Actual Temperature (° C)	DUC Reading (° C)	Correction (° C)	Uncertainty ± (° C)
30.0	30.07	30.1	-0.03	0.40
35.0	34.92	35.0	-0.08	
40.0	40.09	39.9	+0.19	

Note. The Scope of Accredited TISI Certificate No. 19C087/0655 Issue 1 Page 36 of 111

This report is valid for the above stated instrument/s only.

End of Certificate

Certificate No. Q21102933

F3-011-04/01-12

page 3 of 3





บริษัท เอส.พี.เอส. คอนซัลติ้ง เซอร์วิส จำกัด
S.P.S. CONSULTING SERVICE CO., LTD.
7 ซอยพหลโยธิน 24 ถนนพหลโยธิน แขวงจอมพล เขตจตุจักร กรุงเทพฯ 10900
7 Soi Phaholyothin 24, Phaholyothin Rd., Jompol, Chatuchak, Bangkok 10900
Tel : (662) 939-4370-72. Fax : (662) 513-4221. E-mail : sale@spscon.com. www.spscon.com

Heat B113_5/22

Heat Stress WBGT Meter Verification Report			
Verification Data			
Heat Stress WBGT Meter No.	: B37	Verification Date	: 16 July 2022
Brand	: QUEST TECHNOLOGIES	Ambient Temp.	: 24.5 °C
Model	: QUESTemp ^o 46	Barometric Pressure	: 1011 mmbar
Serial No.	: TSI010004	Relative Humidity	: 49 %
Verification Module (Electronic Sensor Check) :			
Verification Module No. : 21 WB = 12.5 °C , DB = 47.1 °C , G = 69.3 °C			
Result of Verification : Without Adjustment			
Wet Probe Temperature Measurement			
Verification Module Reading (°C)	UUC* Reading (°C)	Correction (°C)	Tolerance Limit (°C)
12.5	12.4	0.1	± 0.5
Dry Probe Temperature Measurement			
Verification Module Reading (°C)	UUC* Reading (°C)	Correction (°C)	Tolerance Limit (°C)
47.1	47.1	0.0	± 0.5
Globe Probe Temperature Measurement			
Verification Module Reading (°C)	UUC* Reading (°C)	Correction (°C)	Tolerance Limit (°C)
69.3	69.3	0.0	± 0.5
UUC* = UNIT UNDER CALIBRATION			

Verified by : Phakhinai Khongkomnerd
(Mr. Phakhinai Khongkomnerd)

Approved by : Peera Detudom
(Mr. Peera Detudom)

คุณภาพน้ำ

**QUALITY CALIBRATION CO.,LTD.**

235 Petchkasem 63/2 Road, Laksong, Bangkae, Bangkok 10160

Tel (662) 421-5402, (662) 444-0152-3, Fax (662) 809-4584



CERTIFICATE No : 22E9693

REFERENCE No : 66476-1

PAGE : 1 OF 3

Certificate of Calibration

EQUIPMENT : pH METER

MANUFACTURER : HANNA

MODEL : HI 3512

SERIAL No : TH118035

ID No : pH 04/56

CONDITION AS RECEIVED : USED ITEM

SUBMITTED BY : S.P.S. CONSULTING SERVICE CO., LTD.
7 SOI PHAHOLYOTHIN 24, PHAHOLYOTHIN RD.,
JOMPOL, CHATUCHAK, BANGKOK 10900

CALIBRATED BY : ATSAWIN Y.

CALIBRATION DATE : 15-Sep-22

APPROVED BY : PONGSAK J.

ISSUED DATE : 15-Sep-22

RECEIVED DATE : 14-Sep-22

THIS CERTIFICATE MAY NOT BE REPRODUCED OTHER THAN IN FULL EXCEPT WITH THE PRIOR WRITTEN APPROVAL OF
QUALITY CALIBRATION CO., LTD.



QUALITY CALIBRATION CO.,LTD.

235 Petchkasem 63/2 Road, Laksong, Bangkai, Bangkok 10160

Tel (662) 421-5402, (662) 444-0152-3, Fax (662) 809-4584

CERTIFICATE No : 22E9693

PAGE : 2 OF 3

Calibration Report

EQUIPMENT : pH METER
MANUFACTURER : HANNA
ID No : pH 04/56
RECEIVED DATE : 14-Sep-22
AMBIENT TEMPERATURE : 20 ° C ± 1 ° C
MODEL : HI 3512
SERIAL NUMBER : TH118035
CALIBRATION DATE : 15-Sep-22
RELATIVE HUMIDITY : 50 % RH ± 10% RH

CONDITION OF THIS RESULTS OF CALIBRATION

1. THIS INSTRUMENT WAS CALIBRATED BY DIRECT MEASUREMENT METHOD BASED ON WI-TQ-062 AND WI-TQ-063. THE DISPLAY UNIT WAS TESTED BY GENERATING STANDARD VOLTAGE TO THE UNIT AND READ THE VALUE COMPARED WITH CALCULATED VALUE. THE DISPLAY AND ELECTRODE WAS CALIBRATED BY USING STANDARD pH BUFFER
2. REFERENCE STANDARD INSTRUMENTS :-

<u>INSTRUMENT</u>	<u>MODEL</u>	<u>SERIAL No/</u> <u>LOT No</u>	<u>CERTIFICATE No</u>	<u>DUE DATE</u>
1) pH STANDARD SOLUTION	00651-06	CC719181	4880-12119147	05-Apr-23
2) pH STANDARD SOLUTION	00651-08	CC718727	4881-12110709	31-Mar-23
3) pH STANDARD SOLUTION	00651-10	CC717045	4882-12065386	17-Mar-23
4) PROCESS CALIBRATOR	CA150	91S6079	22E1145	31-Mar-23
5) BATH	260014	1247 48074	22T9870	13-Sep-23
6) THERMOMETER WITH PROBE	421504	55000379	22T9904	13-Sep-23

3. THIS RESULT WAS FOUND ACCURATE AS SHOWN ON DATE AND PLACE OF CALIBRATION ONLY.
4. THIS RESULT EXCLUDE LONG TERM STABILITY OF THE UNIT UNDER CALIBRATION.
5. THIS CERTIFICATE IS TRACEABLE TO SI UNIT MAINTAINED AT :-
 - NATIONAL INSTITUTE OF STANDARD AND TECHNOLOGY, USA.
 - NATIONAL INSTITUTE OF METROLOGY (THAILAND)

RESULT OF CALIBRATION : ADJUSTMENT

1. DISPLAY UNIT ONLY

SLOPE FACTOR $k = 2.303 \text{ RT/F} = 59 \text{ mV/pH}$

mV APPLIED	UUC READING (mV)	CORRECTION (mV)	UUC READING (pH)	UNCERTAINTY OF MEASUREMENT (± mV)	COVERAGE FACTOR k
414.11	414.8	-0.69	-0.171	0.14	2.0
354.95	355.6	-0.65	0.860	0.14	2.0
295.80	296.4	-0.60	1.892	0.14	2.0
236.64	237.2	-0.56	2.922	0.14	2.0
177.48	178.0	-0.52	3.954	0.14	2.0
118.32	118.8	-0.48	4.985	0.14	2.0
59.16	59.7	-0.54	6.016	0.14	2.0
0.00	0.5	-0.50	7.049	0.14	2.0
-59.16	-58.8	-0.36	8.136	0.14	2.0
-118.32	-117.9	-0.42	9.223	0.14	2.0
-177.48	-177.1	-0.38	10.311	0.14	2.0
-236.64	-236.3	-0.34	11.399	0.14	2.0
-295.80	-295.5	-0.30	12.487	0.14	2.0
-354.95	-354.7	-0.25	13.575	0.14	2.0
-414.11	-413.9	-0.21	14.662	0.14	2.0

END OF CALIBRATION REPORT PAGE 2 OF 3

**QUALITY CALIBRATION CO.,LTD.**

235 Petchkasem 63/2 Road, Laksong, Bangkae, Bangkok 10160

Tel (662) 421-5402, (662) 444-0152-3, Fax (662) 809-4584

CERTIFICATE No : 22E9693

PAGE : 3 OF 3

Calibration Report**RESULT OF CALIBRATION (CONTINUE) :****2. DISPLAY UNIT WITH pH ELECTRODE S/N: 09081C6M**

STANDARD pH BUFFER SOLUTION (pH)	UUC READING (pH)	CORRECTION (pH)	VALUE BEFORE ADJUSTMENT	UNCERTAINTY OF MEASUREMENT (\pm pH)	COVERAGE FACTOR k
4.007	4.007	0.000	3.996	0.012	2.0
7.004	7.006	-0.002	6.944	0.012	2.0
10.016	10.012	0.004	10.194	0.014	2.0

3. DISPLAY UNIT WITH TEMPERATURE

STANDARD READING (°C)	UUC READING (°C)	CORRECTION (°C)	VALUE BEFORE ADJUSTMENT	UNCERTAINTY OF MEASUREMENT (\pm °C)	COVERAGE FACTOR k
25.003	25.0	0.003	---	0.0085	2.0

4. PERCENT SLOPE 100%

UUC : UNIT UNDER CALIBRATION

THE REPORTED UNCERTAINTY OF MEASUREMENT WAS BASED ON A STANDARD UNCERTAINTY MULTIPLIED BY A COVERAGE FACTOR k, PROVIDING A LEVEL OF CONFIDENCE APPROXIMATELY 95%.

END OF CALIBRATION REPORT



TECHNOLOGY PROMOTION ASSOCIATION (THAILAND-JAPAN)
CORPORATE SERVICES 3 : EQUIPMENT CALIBRATION AND TESTING SERVICES


534/4 PATTANAKARN ROAD SOI 18, SUANLUANG, SUANLUANG BANGKOK 10250

TEL. 0-2717-3000 FAX. 0-2719-9484

Cert.No.: 22TW98

Page.: 1 of 2

Certificate of Testing

Equipment :	DO Meter
Manufacturer :	YSI
Model :	5000-230V
Serial No. :	15B100751
ID No. :	-
Received Date :	20 April 2022
Test Date :	21 April 2022
Reference :	2204-0429WC-1
Submitted by :	S.P.S. Consulting Service Co.,Ltd. 7 Phaholyothin 24, Phaholyothin Road., Jompol, Chatuchak, Bangkok 10900
Laboratory Condition :	Temperature (25 ± 5) °C Humidity (50 ± 20) %
Test Procedure :	In - house method : CP-CH9 by Comparison Technique with Azide Modification Method
Tested by :	Walalak Sirithean
Approved by :	 Approved Signatory
<input checked="" type="checkbox"/> Malee Butkruea <input type="checkbox"/> Saithip Meangmai <input type="checkbox"/> Warakorn Lerngagtrakul	
Issue Date :	25 April 2022



Cert.No.: 22TW98

Page.: 2 of 2

Condition of this result of calibration

1. Reference Standard Instruments :

This certification is traceable to the International System of Unit through the reference standards laboratory of Industrial Calibration Center, Technology Promotion Association (Thailand-Japan).

<u>Instruments</u>	<u>Serial No.</u>	<u>ID No.</u>	<u>Certificate No.</u>	<u>Due Date</u>
1) Burette	-	130BU10	21CG1389	25 Mar 2023
2) Balance	1126143764	140RC004	21MM430	21 Sep 2022

2. Standard Material :-

<u>Material</u>	<u>Manufacturer</u>	<u>Lot.No.</u>	<u>Assay</u>
Sodium Thiosulfate pentahydrate	Merck	AM1763316	100.2%

Result : Dissolved Oxygen Meter Adjustment With Air 100 %

Dissolved Oxygen Probe No.: 14J100195

Titration Method (Azide Modification Method) (mg/L)	DO Meter Reading (mg/L)	Standard Deviation (mg/L)
8.12	8.14	0.0084

This report was certified only for the instrument we tested. It is allowable to use for study the system efficiency, The environmental impact control and present to organization it may concerned. Intend to use for advertising and referral purpose is prohibited. This report may not be reproduced other in full, without written approval of the laboratory

-o0o-

Malu

a 1105753



QUALITY CALIBRATION CO.,LTD.

235 Petchkasem 63/2 Road, Laksong, Bangkae, Bangkok 10160

Tel (662) 421-5402, (662) 444-0152-3, Fax (662) 809-4584

www.qcalibration.com

CERTIFICATE No : 22T0570

REFERENCE No : 63773-2

PAGE : 1 OF 2

Certificate of Calibration

EQUIPMENT : COD REACTOR

MANUFACTURER : HACH

MODEL : DRB 200


SERIAL No : 15110C0498

ID No : DRB 06/59

SUBMITTED BY : S.P.S. CONSULTING SERVICE CO., LTD.
7 SOI PHAHOLYOTHIN 24, PHAHOLYOTHIN RD.,
JOMPOL, CHATUCHAK, BANGKOK 10900

CALIBRATED BY : CHAICHARN CH.

CALIBRATION DATE : 21-Jan-22

APPROVED BY : 
PONGSAK J.

ISSUED DATE : 21-Jan-22

RECEIVED DATE : 19-Jan-22



QUALITY CALIBRATION CO.,LTD.

235 Petchkasem 63/2 Road, Laksong, Bangkae, Bangkok 10160

Tel (662) 421-5402, (662) 444-0152-3, Fax (662) 809-4584

CERTIFICATE No : 22T0570

PAGE : 2 OF 2

Calibration Report

EQUIPMENT : COD REACTOR
MANUFACTURER : HACH
ID NUMBER : DRB 06/59
RECEIVED DATE : 19-Jan-22
AMBIENT TEMPERATURE : 23° C ± 1° C

MODEL : DRB 200
SERIAL NUMBER : 15110C0498
CALIBRATION DATE : 21-Jan-22
RELATIVE HUMIDITY : 52 %RH ± 10 % RH

CONDITION OF THIS RESULTS OF CALIBRATION


1. THIS INSTRUMENT WAS CALIBRATED BY DIRECT MEASUREMENT TEMPERATURE RECORDER WITH THERMOCOUPLE TYPE K UNDER NO LOAD CONDITION. THE THERMOCOUPLES WERE PLACED ON 15 POINTS AND LOCATED ONE THERMOCOUPLE IN EACH OF THE FOUR CORNERS OF THE REACTOR AND PLACED THE EIGHTH THERMOCOUPLE AT THE CENTER OF THE REACTOR.

2. REFERENCE STANDARD INSTRUMENTS :-

INSTRUMENT	MODEL	SERIAL No	CERTIFICATE No	DUE DATE
1) DATA LOGGER WITH TC TYPE K	HYDRA 2635A	8009008	21T6767	10-Jul-22

3. THIS RESULT WAS FOUND ACCURATE AS SHOWN ON DATE AND PLACE OF CALIBRATION ONLY.
4. THIS RESULT EXCLUDE LONG TERM STABILITY OF THE UNIT UNDER CALIBRATION.
5. THIS CERTIFICATE IS TRACEABLE TO THE INTERNATIONAL SYSTEM OF UNIT MAINTAINED AT:-
- NATIONAL INSTITUTE OF METROLOGY (THAILAND) THROUGH QUALITY CALIBRATION CO.,LTD.

RESULT OF CALIBRATION :- WITHOUT ADJUSTMENT



TEMPERATURE MEASUREMENT ACCURACY TEST

Block No.	1	2
Controller temperature (°C)	145	145
Indicating Temperature	145	145
Measured Temperature (°C) at Spread Locations	1	150.5
	2	150.6
	3	149.7
	4	150.2
	5	149.9
	6	150.1
	7	150.1
	8	149.7
	9	150.6
	10	149.6
	11	149.9
	12	149.6
	13	149.7
	14	149.8
	15	149.6
Uncertainty of Measurement(± °C)	0.86	0.86

NOTE 1 : THE UNCERTAINTY OF MEASUREMENT EXCLUDED TEMPERATURE UNIFORMITY OF THE CHAMBER.

NOTE 2 : THIS CALIBRATION WAS CARRIED OUT AT THE CUSTOMER'S PLACE AT LABORATORY AREA.

THE REPORTED UNCERTAINTY OF MEASUREMENT WAS BASED ON A STANDARD UNCERTAINTY MULTIPLIED BY A COVERAGE FACTOR k =2, PROVIDING A LEVEL OF CONFIDENCE APPROXIMATELY 95%.

END OF CALIBRATION REPORT



CERTIFICATE No : 22M2569

REFERENCE No : 64386-3

PAGE : 1 OF 2

Certificate of Calibration

EQUIPMENT : DIGITAL BALANCE

MANUFACTURER : SARTORIUS

MODEL : BSA224S-CW

SERIAL No : 36591843

ID No : BA 09/61

CONDITION AS RECEIVED : USED ITEM

SUBMITTED BY : S.P.S. CONSULTING SERVICE CO., LTD.
7 SOI PHAHOLYOTHIN 24, PHAHOLYOTHIN RD.,
JOMPOL, CHATUCHAK, BANGKOK 10900

CALIBRATED BY : TETNITHI W.

CALIBRATION DATE : 11-Mar-22

APPROVED BY : PONGSAK J.

ISSUED DATE : 17-Mar-22

RECEIVED DATE : 11-Mar-22



CERTIFICATE No : 22M2569

PAGE : 2 OF 2

Calibration Report

EQUIPMENT : DIGITAL BALANCE MODEL : BSA224S-CW
MANUFACTURER : SARTORIUS S/N : 36591843
ID No : BA 09/61 RECEIVED DATE : 11-Mar-22
AIR PRESSURE : 1008mbar \pm 1mbar CALIBRATION DATE : 11-Mar-22
AMBIENT TEMPERATURE : 22° C \pm 1° C RELATIVE HUMIDITY : 51 %RH \pm 10 % RH

CONDITION OF THIS RESULTS OF CALIBRATION

1. THIS INSTRUMENT WAS CALIBRATED BY ACCORDING TO UKAS LAB 14 EDITION 6:2019 BY USING KNOWN WEIGHT STANDARD WEIGHT. THE BALANCE WAS ADJUSTED USING WEIGHT OF QUALITY CALIBRATION TO ADJUST. THE BALANCE HAS NO ZERO TRACKING FUNCTION. REPEATABILITY WAS MEASURED BY USING 10 REPEATED MEASUREMENTS. LINEARITY WAS MEASURED COVERING 10 POINTS, EVENLY SPREAD OVER THE RANGE. THE INSTRUMENT WAS SET ZERO BEFORE PERFORMING THE LINEARITY TEST. OFF-CENTER LOADING WAS MEASURED BY USING STANDARD WEIGHTS PLACED ON THE PAN AND MOVED TO VARIOUS POSITIONS ON THE PAN.

2. REFERENCE STANDARD INSTRUMENTS :-

<u>INSTRUMENT</u>	<u>MODEL</u>	<u>SERIAL No</u>	<u>CERTIFICATE No</u>	<u>DUE DATE</u>
1) STANDARD WEIGHT SET	E2	QK-I-151	C02210415	09-Feb-23

3. THIS RESULT WAS FOUND ACCURATE AS SHOWN ON DATE AND PLACE OF CALIBRATION ONLY.

4. THIS RESULT EXCLUDE LONG TERM STABILITY OF THE UNIT UNDER CALIBRATION.

5. THIS CERTIFICATE IS TRACEABLE TO THE INTERNATIONAL SYSTEM OF UNIT MAINTAINED AT:-

- NATIONAL INSTITUTE OF METROLOGY (THAILAND) THROUGH CENTRAL BUREAU OF WEIGHTS&MEASURES

RESULT OF CALIBRATION :- WITHOUT ADJUSTMENT

1. ZERO SETTING FUNCTION : NORMAL

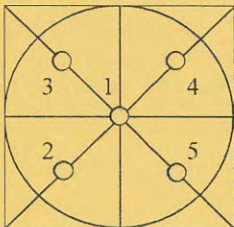
2. TARE FUNCTION : NORMAL

3. REPEATABILITY OF READING AT 200 g WAS 0.000048 g

4. DEPARTURE FROM NOMINAL VALUE/ LINEARITY

NOMINAL VALUE (g)	BALANCE READING (g)	CORRECTION (g)	UNCERTAINTY (\pm g)
0.00	0.0000	0.0000	0.000078
0.10	0.1000	0.0000	0.000078
0.20	0.2000	0.0000	0.000078
0.50	0.5000	0.0000	0.000079
1.00	1.0000	0.0000	0.000079
2.00	2.0000	0.0000	0.000080
5.00	5.0000	0.0000	0.000081
10.00	10.0000	0.0000	0.000084
20.00	20.0000	0.0000	0.000089
50.00	50.0000	0.0000	0.00011
100.00	100.0000	0.0000	0.00019
200.00	199.9999	0.0001	0.00032

5. OFF CENTER LOADING ERROR



POINT	READING (g)
1	99.9999
2	99.9999
3	100.0000
4	99.9999
5	99.9998
OFF-CENTER LOADING	0.0001

NOTE: THIS CALIBRATION WAS CARRIED OUT AT THE CUSTOMER'S PLACE AT PRODUCTION AREA

THE REPORTED UNCERTAINTY OF MEASUREMENT WAS BASED ON A STANDARD UNCERTAINTY MULTIPLIED BY A COVERAGE FACTOR $k=2$, PROVIDING A LEVEL OF CONFIDENCE APPROXIMATELY 95%.

END OF CALIBRATION REPORT



MAINTENANCE AND TEST CERTIFICATE MODEL

OPTIMA 5300DV

Customer : <u>S.P.S.Consulting Service Co.,Ltd</u>	Date Tested: <u>July 11, 2022</u>	
	Recommendation Recertification	
Address : <u>7 Soi Phaholyothin 24</u>	Period <u>6</u> Months	
<u>Paholyothin Road</u>	Recertification Due: <u>January 11, 2023</u>	
<u>Jompol Chatuchak, Bangkok 1090</u>	Date Last Certified: <u>January 12, 2022</u>	
User Name: <u>K.Phenpha Vipasthawatt</u>	Visit Number: <u>1 of 2</u>	
Phone: <u>083-9269252</u>	PerkinElmer Phone: <u>02-719-6420 ext 206</u>	
Fax: <u>02-513-4221</u>	PerkinElmer Fax: <u>02-318-5597</u>	

CONFIGURATION TESTED		ACCESSORIES/COMPONENT NOT INCLUDED
MODEL	SERIAL NUMBER	
<u>OPTIMA 5300DV</u>	<u>077C7042401</u>	
TESTED EQUIPMENT	CALIBRATION NUMBER	EXPIRATION
<u>IPV Methods</u>		
TEST STANDARD USED	PART NUMBER	EXPIRATION DATE
<u>Multielement Standard</u>	<u>N069-1579</u>	<u>August 30, 2022</u>
<u>Wavecal Solution</u>	<u>N058-2152</u>	<u>November 30, 2022</u>
<u>VIS Wavecal solution</u>	<u>N930-2946</u>	<u>August 30, 2023</u>
<u>Instrument Cal. STD4</u>	<u>N930-0221</u>	<u>August 30, 2022</u>
CUSTOMER SUPPLIED	COMMENTS	CUSTOMER INITIALS
<u>2 % HNO3</u>		
<u>10 % HNO3</u>		



MAINTENANCE AND TEST CERTIFICATE MODEL OPTIMA 5300DV

SERIAL NUMBER 077C7042401DATE TESTED July 11, 2022**1. MECHANICAL CHECKS**

A. Inspect and clean all fans and filters.

☐ OK

B. Inspect and replace as necessary, all torch components including the RF coil.

☐ OK

C. Inspect all tubing for sign of clacking or leaking.

☐ OK

D. Adjust water and gas pressure regulator settings.

☐ OK

E. Inspect and leak check pneumatics drawers.

☐ OK

F. Clean the exterior of the instrument.

☐ OK**2. OPTICAL CHECKS**

A. Inspect and clean all optical components.

☐ OK

B. As required, check and replace all purgefilters.

☐ OK

C. Recheck optical alignment.

☐ OK**3. COOLING SYSTEM CHECKS**

A. Perform preventive maintenance on chiller.

☐ OK

B. Flush out the chiller every year.

☐ N/A**4. PERFORMANCE CHECKS**

A. Torch View Alignment.

☐ OK

B. Wavelength Calibration.

☐ OK



MAINTENANCE AND TEST CERTIFICATE MODEL

OPTIMA 5300DV

SERIAL NUMBER : 077C7042401DATE TESTED : July 11, 2022

PARAMETER	SPECIFICATION			FINAL VALUE
Spectral Resolution : UV	As 193.696 nm	≤ 0.007		<u>0.00544</u>
	Ni 231.604 nm	≤ 0.008		<u>0.00709</u>
	Ni 341.476 nm	≤ 0.012		<u>0.00757</u>
Spectral Resolution : VIS	La 408.672 nm	≤ 0.020		<u>0.01638</u>
	Ba 455.403 nm	≤ 0.025		<u>0.02391</u>
Precision				
	As 193.656 nm	% RSD < 1.0		<u>0.91</u> %
	Zn 213.856 nm	% RSD < 1.0		<u>0.87</u> %
	Mn 257.610 nm	% RSD < 1.0		<u>0.76</u> %
	La 379.478 nm	% RSD < 1.0		<u>0.59</u> %
	Ba 455.403 nm	% RSD < 1.0		<u>0.53</u> %
	Ba 493.408 nm	% RSD < 1.0		<u>0.55</u> %
Detection Limits : Axial	Tl 190.080 nm	3(sd)		<u>5.51</u> ppb
	As 193.696 nm	3(sd)		<u>8.59</u> ppb
	Pb 220.353 nm	3(sd)		<u>0.50</u> ppb
Detection Limits : Radial	As 193.696 nm	3(sd)		<u>2.17</u> ppb
	Zn 213.856 nm	3(sd)		<u>0.03</u> ppb
	Mn 257.610 nm	3(sd)		<u>0.01</u> ppb
	La 379.478 nm	3(sd)		<u>0.04</u> ppb
	Ba 455.403 nm	3(sd)		<u>0.01</u> ppb
	Ba 493.408 nm	3(sd)		<u>0.00</u> ppb
BEC : Axial (IB X 500)/(IS-IB)	Cd 226.502 nm	≤ 150 ppb		<u>12.46</u>
BEC : Radial (IB X 1000)/(IS-IB)	Mn 257.610 nm	≤ 45 ppb		<u>30.82</u>



MAINTENANCE AND TEST CERTIFICATE MODEL OPTIMA 5300DV

SERIAL NUMBER 077C7042401DATE TESTED July 11, 2022**Remarks :**

Commissioning follow as commissioning performance sheets.

This is to certify that the above tests have been performed and the configuration tested

☒

meets

☐

does not meet

the PerkinElmer Specifications listed on this certificate.

This certificate does not modify PerkinElmer's standard terms and condition of sale,
including warranty terms.


Service Department PerkinElmer Ltd.**Authorized Representative:**

(Mr. Wiphan Promlumda)

Service Engineer

PinAAcle 900Z Preventive Maintenance (PM)

Company Name:	S.P.S.CONSULTING SERVICE CO.,LTD.		
Address (Instrument Location):	PHAHOLYOTHIN RD, JOMPON, BANGKOK, 51, TH, 10900		
Serial Number:	PZAS19090402	PM Number:	1/2
Customer Name (if applicable):	K. PHENPHA	Telephone Number:	083-926-9252
Customer Support Engineer Name:	K. DUANG	Service Order Number:	WO-01473846
Date PM Performed: (DD-MMM-YYYY)	01-Jun-2022	Next PM Due Date: (DD-MMM-YYYY)	01-Dec-2022
Standard Labor Hours to Complete PM :		5 hours	

Part Number	Release	Publication Date	
09370144 Rev.9	A	January 2018	

Scope

The purpose of this PM is to ensure the continued functionality of the PinAAcle 900Z by inspecting and replacing any worn or damaged parts. This service should only be performed by a trained representative of PerkinElmer.

The customer should save their method before the PM begins.

General Instructions:

The customer must provide the engineer operational data to demonstrate recent instrument performance prior to starting the PM.

Always check with the customer before making any changes that may affect the customer's analysis or calibration, including a current back-up of system software and/or data files.

The completed document should be signed by an authorized PerkinElmer and customer representative and left with the customer.

Update the PM sticker and instrument logbook as required.

Copyright Information

This document contains proprietary information that is protected by copyright. All rights are reserved.

No part of this publication may be reproduced in any form whatsoever or translated into any language without the prior, written permission of PerkinElmer, Inc. **Copyright © 2013 PerkinElmer, Inc.**

Trademarks

Registered names, trademarks, etc. used in this document, even when not specifically marked as such, are protected by law. PerkinElmer is a registered trademark of PerkinElmer, Inc. All other trademarks and registered trademarks not owned by PerkinElmer, Inc. or its subsidiaries that are depicted herein are the property of their respective owners.

Except as specifically set forth in its terms and conditions of sale, PerkinElmer makes no Warranty of any kind with regard to this document, including, but not limited to, the implied warranties of merchantability and fitness for a particular purpose.

PerkinElmer shall not be liable for incidental or consequential damages in connection with the furnishing or use of this document.

Component List

Component / Specific Model	Serial #	Configuration Notes
AS900	AS9419052359	Syngistix 3.1

Parts Lists

Parts Included with the PM		
Part Number (if applicable)	Description	Quantity
B0501696	Fan Filters	2
B3002013	THGA Contact Cylinders	1
B3141064	Glycerol for THGA Cooling	N/A

Additional Reagents and Standards Required for PM				
Part Number (if applicable)	Description	Quality	Batch/Lot #	Expired Date (MM/YY)
N9300244	GFAAS Mixed Standard	AR	56-021CRY1	30-Jun-2023

Additional Reagents and Standards Required for PM (Customer Support Solution)				
Part Number (if applicable)	Description	Quantity	Batch/Lot #	Expiration Date (MM/YY)
N/A	DI Water	250 ml.	AR	AR
N/A	0.5% HNO ₃	250 ml.	AR	AR

Additional Tools Required for PM			
Part Number (if applicable)	Description	Quantity	Serial #
B3100652 Or N9307029	Electronic Flow Meter	1	NA
B0505495	Test Jig	1	NA
03030997	System 2 EDL Driver	1	03030997
N3050605	As System 2 EDL	1	16148
N3050121	Cu Lumina HCL	1	092216-010130
N3050109	Ba Lumina HCL	1	102416-040160
N3050139	K Lumina HCL	1	110716-010060
N3050152	Ni Lumina HCL	1	100516-030190
N3050119	Cr Lumina HCL	1	091911-020150

Procedure Checklist

Use (✓) to check off those steps in the checklist that have been completed.

1. General:

- ☒ Review the instrument performance with the customer and document any recent problems.
- ☒ Inspect the customer log book and make any appropriate PM entries.
- ☒ Perform general inspection of system for cleanliness.

2. PC Instrument Software:

- ☒ Instrument Software user files/databases archived, packed, and/or deleted as needed.

3. Mechanical:

- ☒ Inspect and clean all fans and filters. Replace filters if necessary
- ☒ Inspect all gas and water lines for leaks and/or wear. Replace if needed. Thoroughly inspect all quick connects. Replace the Y connector, P/N 09921079, if needed.
- ☒ Clean exterior of the instrument.
- ☒ Check the drain system for signs of wear. Replace worn or damaged parts.
- ☒ Inspect the pole pieces and clean where the pole pieces contact the furnace. Replace the pole piece p-rings as needed, P/N's B0501018 & B0501250. Grease the O-rings as needed with Apiezon L grease, P/N 09905148
- ☒ Inspect the four insulation pads on the front contact housing of the THGA in furnace. If the pads are missing replace the THGA furnace or replace the insulator pads on the furnace.
- ☒ Inspect the graphite tube and clean the contact cylinders. Replace if necessary.
- ☒ Check internal and external gas flows with the Electronic Gas Flow Meter and the Gas Flow Test Probe as described in the Service Manual. Correct if necessary.
- ☒ Check furnace open/close function.
- ☒ Verify the operation of the GFTV Camera for proper operation and viewing alignment in the furnace camera Tube View window. Align if needed.
- ☒ Check the operation of the Halogen Light ASSY for the GFTV Camera. Replace if needed.
- ☒ Check the water level/quality in the recirculation (if applicable). Add distilled water if necessary.
- ☒ Check the cooling system fluid flow rate with the FCS In-Line Flow Meter for proper levels if needed. Refer to SDB# COSY008.STN
- ☒ Perform Cooling System maintenance if needed per SDB# COSY005.STN.
- ☒ Check auto sampler operation.
- ☒ Perform an auto sampler check valve test as described in the Service Manual.
- ☒ Lubricate the spindles of the auto sampler pumps and all moving parts of the tray mechanics as described in the Service Manual.
- ☒ Inspect the auto sampler sampling capillary as described in the Service Manual. Replace if necessary.
- ☒ Inspect the four insulation pads on the front contact housing of the THGA in furnace. If the pads are missing replace the THGA furnace or replace the insulator pads on the furnace.
- ☒ Inspect the graphite tube and clean the contact cylinders. Replace if necessary.
- ☒ Check internal and external gas flows with the Electronic Gas Flow Meter and the Gas Flow Test Probe as described in the Service Manual. Correct if necessary.
- ☒ Check furnace open/close function

4. Electrical:

- ☒ Inspect PC boards. Clean if necessary.
- ☒ Check instrument firmware revisions upgrade to current levels (if necessary)
- ☒ Run Diagnostics Test within the Advanced function of the Spectrometer page. Check the results in the service log folder in the Spectrometer BM Log Viewer.

5. Optics:

- ☒ Inspect and clean the sample compartment windows, if needed.
- ☒ Inspect and clean the furnace windows, if needed.
- ☒ Inspect and clean the GFTV camera lens, if needed.
- ☒ Inspect optics. Clean or replace if necessary,

6. Gasses:

- ☒ Verify that the Gasses supplied to the instrument are within the pressure and purity specifications found in the PinAAcle 900 Series Pre-installation Checklist SDB.
- ☒ Verify that the air filter element is dry. Replace if necessary.

7. After PM Performance tests [THGA]:

7.1 Furnace Gas Flows

Description: Ensures the flow rates are within specification.

Parameter	Specification	Test Results	Pass/Fail
Internal Flow Rate	250 mL/min \pm 25 mL/min	255	Passed
External Flow Rate	100 mL/min \pm 10 mL/min	105	Passed

7.2 Chromium Baseline Noise

Description: Signal to noise check.

Parameter	Specification	Results	Pass/Fail
Baseline Noise	\leq 0.005 Abs.	0.0001	Passed
Standard Deviation	\leq 0.005	0.0002	Passed

7.3 Chromium Characteristic Mass and Precision

Description: Calculate the characteristic mass using the characteristic mass tool and precision from the integrated absorbance values.

Parameter	Specification	Results	Pass/Fail
Cr m_0 Results	\leq 7.0 pg/0.0044 A-s	5.6	Passed
Precision	\leq 2.0 %	0.56	Passed

7.4 Copper Characteristic Mass and Zeeman Ratio

Description: Calculate the characteristic mass using the characteristic mass tool and check the Zeeman Ratio.

Parameter	Specification	Results	Pass/Fail
Cu m ₀ Result	≤ 16.5 pg/0.0044 A-s	14.1	Passed
Zeeman Ratio	0.52 ± 0.04	0.53	Passed

8. Review:

- ☒ Review with the customer PM work performed.
- ☒ Review with the customer routine maintenance procedures.
- ☒ Discuss recommended customer supplied materials to have on hand.
- ☒ Attach PM sticker.

Additional Comments

Additional Comments Regarding the PM

$$\begin{aligned}
 \text{Zeeman Ratio} &= \frac{\text{Atomic Signal (Peak area)}}{\text{Atomic Signal (Peak area)} + \text{Background Signal (Peak area)}} \\
 &= \frac{0.1609}{0.1609 + 0.1377} \\
 &= 0.53
 \end{aligned}$$

REPLACE PM KIT FOR PinAAcle900Z

Review

The preventive maintenance checks and if applicable performance tests for PinAAcle 900Z have been completed.

This PinAAcle 900Z Passes ☒ Fails ☐ the preventive maintenance.

Review of Preventive Maintenance:

Authorized PerkinElmer Representative:



Date:

01-Jun-2022

(DD-MMM-YYYY)

Authorized Customer Representative:



Date:

01-Jun-2022

(DD-MMM-YYYY)

SITHIPHORN ASSOCIATES CO.,LTD. CALIBRATION LABORATORY

451-451/1 Sirinthorn Rd.,Bangbumru, Bangplud Bangkok 10700 THAILAND.
Tel.0-2435-8800 Fax.0-2433-1679 e-mail:cal-center@sithiphorn.com http://www.sithiphorn.com



NSC-TISI-TIS 17025
CALIBRATION 0394

Cert. No. : SP22018

Pages 1 of 3

Calibration Certificate

Equipment : UV-VIS SPECTROPHOTOMETER
Manufacturer : PERKINELMER
Model : LAMBDA 25
Serial No.: 501S14123010
ID No.: SP03/58
Calibration Mode : WAVELENGTH ACCURACY
PHOTOMETRIC ACCURACY

Condition As Found : GOOD

Customer : S.P.S. CONSULTING SERVICE CO., LTD.
7 SOI PHAHOLYOTHIN 24, PHAHOLYOTHIN ROAD,
CHOMPHON, CHATUCHAK,
BANGKOK 10900, THAILAND.

Location : ORGANIC LABORATORY IV

Ambient Temperature : (24.4 ± 5) °C
Relative Humidity : (60.1 ± 25) %

Received Date : 30 AUGUST 2022
Calibration Date : 30 AUGUST 2022
Date of Issue : 31 AUGUST 2022

Calibrated by :

Nathakorn Pisutpaisan

Approved by :


(Thanakul Petchurai)

This certificate is issued in accordance with the requirements of ISO/IEC 17025 standard, may not be reproduced other than in full, except with the prior written approval of the head of Calibration Laboratory.

Continuation of Calibration Certificate

Cert. No. : SP22018

Job No. : VC65SP0008

Pages : 2 of 3

Calibration Method :

This instrument was calibrated by using on-site calibration procedure In-house method : CP-SP-01

The calibration procedure to direct measurement wavelength accuracy by using wavelength standard solution, Photometric accuracy by using absorbance standard filter and absorbance standard solution

The calibration procedure used was based on ASTM E275-01, ASTM E925-02

Condition of this result of calibration :

1. Certified reference materials

Material	Ref. type	Cell serial No.	Cert. No.	Due Date
Holmium liquid	RM-HL	29706	87569	13/10/2022
Didymium liquid	RM-DL	28912	87588	15/10/2022
Neutral density filter	RM-1N2N3N	13877	87600	15/10/2022
Potassium dichromate solutions	RM-0204060810	14204	87614	16/10/2022
Potassium Iodide solution	-	KI-0701-001	CI-0090-22	08/04/2024

2. This result of calibration was found accurate as shown on date and place of calibration only.

3. This certificate is traceable to the international system of unit maintained at :

3.1 The UK National Physical Laboratory (NPL)

3.2 The National Institute of Standards and Technology, NIST.

Result of calibration : Wavelength Accuracy

(Without adjustment)

Material	Certified Values of Reference Material (nm)	UUC* Reading (nm)	Error (nm)	Uncertainty ± (nm)	k Factor
RM-HL	278.13	278.3	0.17	0.16	2.00
	361.25	361.4	0.15	0.16	2.00
	467.82	467.8	-0.02	0.16	2.00
	536.56	536.5	-0.06	0.16	2.00
	640.50	640.5	0.00	0.16	2.00
RM-DL	740.09	740.0	-0.09	0.16	2.00
	864.94	865.2	0.26	0.16	2.00

UUC* = Unit Under Calibration

Continuation of Calibration Certificate

Cert. No. : SP22018

Job No. : VC65SP0008

Pages : 3 of 3

Result of calibration : Photometric Accuracy

(Without adjustment)

Material	Wavelength (nm)	Filter: S/N	Nominal Absorbance (A)	Certified Absorbance (A)	UUC* Reading Absorbance (A)	Error (A)	Uncertainty ± (A)	k Factor
Neutral Density glass filter	440.0	29360	1.0	1.0524	1.0539	0.0015	0.0028	2.00
		29914	0.7	0.7454	0.7459	0.0005	0.0029	2.00
		29381	0.5	0.5426	0.5426	0.0000	0.0028	2.00
	546.1	29360	1.0	0.9822	0.9810	-0.0012	0.0028	2.00
		29914	0.7	0.6962	0.6960	-0.0002	0.0028	2.00
		29381	0.5	0.5076	0.5070	-0.0006	0.0029	2.00
	590.0	29360	1.0	1.0221	1.0202	-0.0019	0.0028	2.00
		29914	0.7	0.7238	0.7230	-0.0008	0.0029	2.00
		29381	0.5	0.5364	0.5360	-0.0004	0.0031	2.00
	635.0	29360	1.0	0.9751	0.9732	-0.0019	0.0028	2.00
		29914	0.7	0.6912	0.6902	-0.0010	0.0029	2.00
		29381	0.5	0.5214	0.5210	-0.0004	0.0032	2.00
Material	Wavelength (nm)	Solution (mg/l)	Certified Absorbance (A)	UUC* Reading Absorbance (A)	Error (A)	Uncertainty ± (A)	k Factor	
RM-0204060810	235.0	20	0.2436	0.2419	-0.0017	0.0101	2.00	
		40	0.4905	0.4855	-0.0050	0.0115	2.00	
		60	0.7453	0.7388	-0.0065	0.0067	2.00	
		80	0.9920	0.9839	-0.0081	0.0071	2.00	
		100	1.2487	1.2414	-0.0073	0.0073	2.00	

UUC* = Unit Under Calibration

Condition of this result of calibration : Spectrophotometer PERKINELMER Model Lambda 25 S/N 501S141230

Resolution of Wavelength Mode 0.1 nm

Resolution of Photometric Mode 0.0001 A

Parameter Setting

Measurement Mode Wavelength, Absorbance

Wavelength Scan 1100 nm-190 nm

Scanning Speed 7.5 nm/min

Data Pitch 0.1 nm

Band width(Wavelength) 1.0 nm

Band width(Vis) 1.0 nm

Band width(Uv) 1.0 nm

Stray Light** UUC* Reading at 220 nm

Transmission T(%) Absorbance(A)

0.0107

3.9886

**Specific Acceptance :

Transmission ≤ 1.0 T(%), Absorbance ≥ 2.0 A

**Stray light not TISI Accredited

The reported uncertainty is based on a standard uncertainty multiplied by a coverage factor k ,
providing a level of confidence of approximately 95%

End of Calibration Certificate



MIRACLE INTERNATIONAL TECHNOLOGY CO.,LTD

214 Bangwaek Rd. Bangpai Bangkae Bangkok 10160
Tel.: 0-2865-4647-8 Fax: 0-2865-4649 <http://www.mit.in.th>



CALIBRATION CERTIFICATE

Certificate No. : S2022090647-0003

Date Issued : 03-Oct-22

Customer : S.P.S. CONSULTING SERVICE CO., LTD.
7 Soi Phaholyothin 24 Phaholyothin Road., Jompol, Chatuchak,
Bangkok 10900

Equipment : Incubator

Manufacturer : BINDER

Model : BD 115

Serial No. : 12-16967

ID No./Tag No. : IN 05/56

Date Received : 30-Sep-22

Date Calibrated : 30-Sep-22

Calibrated by : Mr. Surat Aumarb

Calibration Method or Calibration Procedure Used

Standard method : CP-05 TLAS G-20.

This certificate is traceable to national standards, which realize the units of measurement according to the International System of Units (SI).

Result of Calibration

The reported uncertainty of measurement was based on standard uncertainty multiplied by a coverage factor $k = 2$, providing a level confidence approximately 95 percent.

This certificate may not be reproduced other than in full except with the prior written approval of the Miracle International Technology Company Limited.

Approved by:

Sarayuth T.
(Mr. Sarayuth Tochua)



Page 1 of 2

Certificate No. : S2022090647-0003

Environment : Ambient Temperature : Start record 26.5 °C, Stop record 26.6 °C
Relative Humidity : Start record 54.8 %RH, Stop record 54.6 %RH

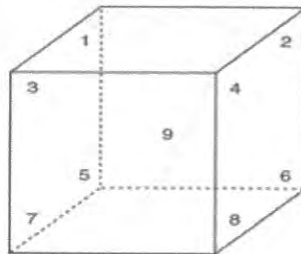
Calibration Temperature (°C)	Setting Temperature (°C)	Indicating Temperature (°C)	Measured Stability ¹ (°C)	Measured Uniformity ² (°C)	Overall Variation ³ (°C)
35	35.0	35.0	0.03	0.07	0.14
41.5	41.5	41.5	0.03	0.08	0.15

Without adjustment

Calibration Temperature (°C)	STD No. 1 (°C)	STD No. 2 (°C)	STD No. 3 (°C)	STD No. 4 (°C)	STD No. 5 (°C)	STD No. 6 (°C)	STD No. 7 (°C)	STD No. 8 (°C)	STD No. 9 (°C)	Uncertainty ⁴ ±°C
35	34.88	34.86	34.89	34.90	34.93	34.92	34.95	34.89	34.93	0.18
41.5	41.40	41.33	41.32	41.41	41.43	41.43	41.38	41.33	41.37	0.18

Note : Probe No. 9 is Reference Probe

Setting Air Fresh No. 0



Condition As-Received : Used Item

The measurement results and statements of conformity with specification only relate to the item calibrated.

Measurement Standards Used & Traceability :

The International System of Units (SI) through

MIT Certificate No. AD2207-125-0001 for Digital Thermometer with Probe (Agilent) Module 1 (73) NTC, Pt1000 Serial No. MY44024042, Due 01-Feb-23

- Notes :
1. The temperature stability is the one-half of greatest maximum difference of measured temperatures at any one probe.
 2. The temperature uniformity is the maximum difference of measured temperatures between of any probes and the measured temperature at the reference location which are observed at same time.
 3. Overall variation is the difference of maximum and minimum measured temperatures throughout observation time.
 4. The uncertainty of measurement is included temperature stability.
 5. The temperature uniformity, stability, overall variation and indicating temperature is applicable to all air or gas filled temperature controlled enclosures at atmospheric pressure.

End of Certificate